



LANE EDUCATION SERVICE DISTRICT

Local Service Plan Report 2010 – 2011



TABLE OF CONTENTS

About Us	3
Service Areas:	
<i>Special Education Overview</i>	5
School Psychology	6
Services for Students with Emotional/Behavioral Disabilities	9
Life Skills Education Program	11
Grant in Aid & Other Services	13
<i>School Improvement Overview</i>	18
General Education	19
Career & Technical Education	23
Migrant Education	26
Indian Education	28
Media & Library	32
<i>Technology Services</i>	
Infrastructural Technology	34
Instructional Technology	36
<i>Administrative Services</i>	38
Equity & Diversity	39
Courier	41
Home School/Truancy	43
Performance Measures	45
Revenue & Expense Summary	47

Lane Education Service District

***Shaping the Future
Supporting Excellence in Education***

Equity · Commitment · Leadership · Collaboration · Integrity

Lane Education Service District (ESD) services are mandated by law to include:

- programs for children with special needs
- school improvement services
- technology support
- administrative services and other required services such as home school registration and truancy.

Our services are intended to: improve student learning; enhance the quality of instruction provided to students; assure equitable access to resources; and maximize operational and fiscal efficiencies.

Board of Directors

Joel Robe

Position 1
Eugene – North
Term ends 6/13

Anselmo Villanueva

Position 2
Eugene – South
Term ends 6/15

Don Kimball

Position 3
Springfield
Term ends 6/13

Francisca Leyva Johnson

Position 4
West/North County
Term ends 6/15

Sherry Duerst-Higgins

Position 5
East/South County
Term ends 6/15

Chuck Forster

Position 6
At-Large
Term ends 6/13

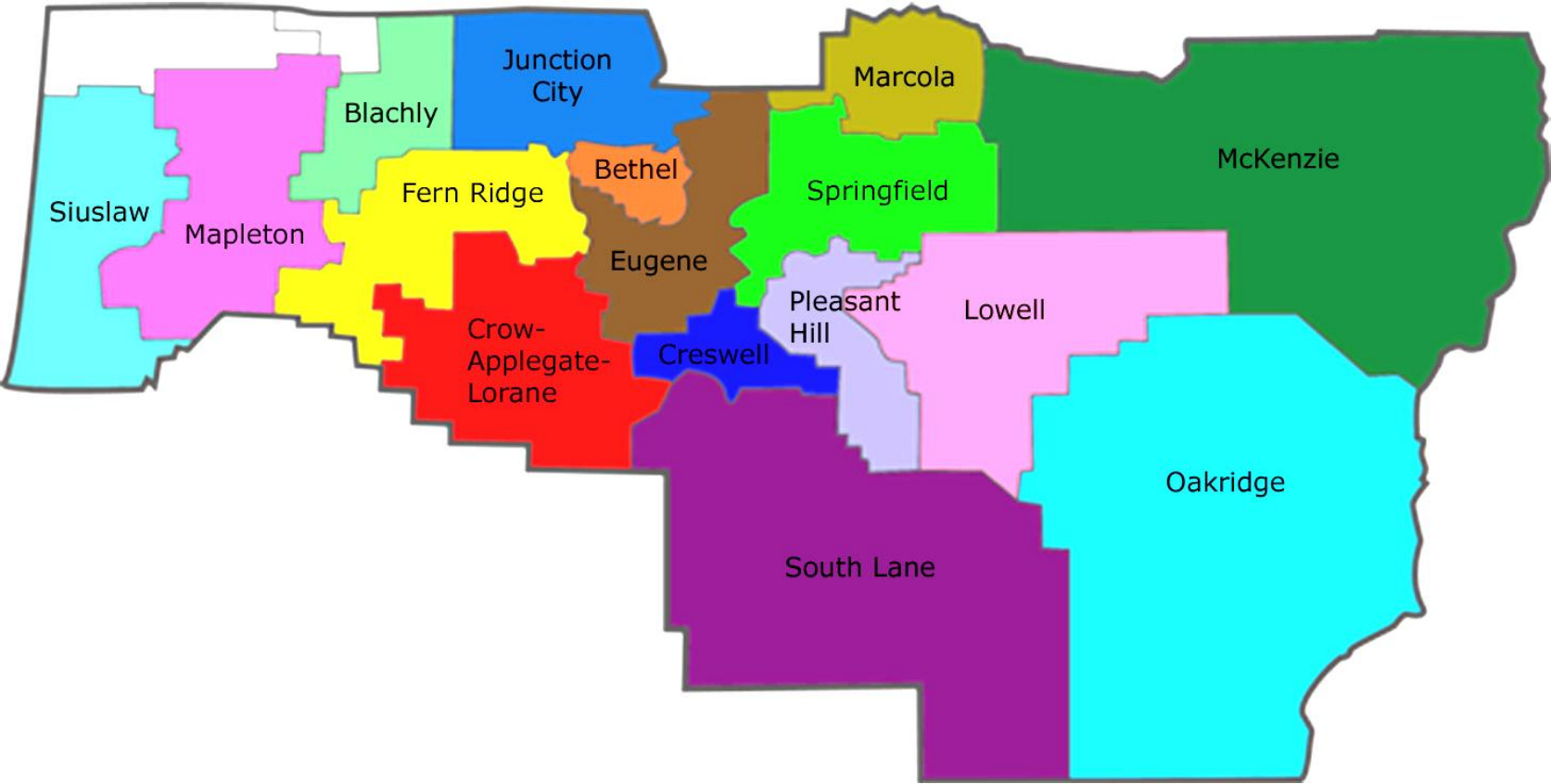
Carol Dennis

Position 7
At-Large
Term ends 6/15


Debbie Egan

Superintendent
Lane ESD


Lane Education Service District
Component School Districts



SPECIAL EDUCATION SERVICES OVERVIEW

Description	Funding	2010-11 Highlights										
<p>Lane ESD’s Special Education services provide component school districts with a regional approach to high-cost and/or specialized services in order to provide students with a comprehensive continuum of support in school.</p> <p>Special Education services include:</p> <ul style="list-style-type: none">• school psychology;• behavioral consultation;• specialized classrooms for students with emotional/behavioral and/or significant cognitive disabilities;• regional, contracted services for students with intensive educational and behavioral support needs. <p>Lane ESD Special Education provides districts with enhanced services related to policies, procedures, and inclusion practices to promote student success.</p>	<table><tr><td>Resolution Funds:</td><td>\$10,109,000</td></tr><tr><td>Flex Funds:</td><td>2,006,000</td></tr><tr><td>Grants/Contracts:</td><td>12,004,000</td></tr><tr><td>Districts:</td><td>2,739,000</td></tr><tr><td>Total:</td><td>\$26,858,000</td></tr></table> 	Resolution Funds:	\$10,109,000	Flex Funds:	2,006,000	Grants/Contracts:	12,004,000	Districts:	2,739,000	Total:	\$26,858,000	<ul style="list-style-type: none">• In October Lane ESD hosted an annual presentation by attorney Andrea Hungerford which addressed updates relative to Special Education case law in Oregon. Directors, school psychologists and others responsible for ensuring procedural compliance in districts are appreciative of this annual training opportunity• Oregon Social Learning Center (OSLC) has had a grant funded by The Institute of Education Sciences (IES). This IES funded project will provide support to students exiting Lane School and returning to their district middle schools. Support will include weekly youth skills coaching and parent support sessions that are informed by weekly student behavioral data. The intervention will be coordinated by a dedicated project case manager who will supervise the intervention team, function as a liaison between the family and the school, and promote parent participation with the school. We anticipate that this will be a 9 month intervention starting at Lane School and following the youth as they transition to their district school.
Resolution Funds:	\$10,109,000											
Flex Funds:	2,006,000											
Grants/Contracts:	12,004,000											
Districts:	2,739,000											
Total:	\$26,858,000											

School Psychology Services

Description	Funding	2010-11 Highlights								
<p>Lane ESD provides school psychology services to all 16 component districts. District priorities determine the range of services provided which may include:</p> <ul style="list-style-type: none">▪ psycho-educational assessments to assist districts in determining student eligibility for special education;▪ development and monitoring of student behavior support plans;▪ consultation with school staff and parents on behavioral and educational concerns;▪ service coordination assistance to district staff, parents and other professionals to ensure student success.	<table><tr><td>Resolution Funds:</td><td>\$ 912,000</td></tr><tr><td>Flex Funds:</td><td>382,000</td></tr><tr><td>Districts:</td><td>42,000</td></tr><tr><td>Total:</td><td>\$1,336,000</td></tr></table> <div></div>	Resolution Funds:	\$ 912,000	Flex Funds:	382,000	Districts:	42,000	Total:	\$1,336,000	<p>The School Psychologists:</p> <ul style="list-style-type: none">• conducted 1,030 student assessments for special education services;• participated in 3,102 staffings during the 2010-11 school year, including pre-assessment, eligibility, and placement meetings;• participated in IEP meetings, parent conferences, teacher conferences, and numerous consultations with other professionals.
Resolution Funds:	\$ 912,000									
Flex Funds:	382,000									
Districts:	42,000									
Total:	\$1,336,000									


School Psychology Services 2010-11

	Bethel	Blachly	Creswell	Crow	Eugene	Junction City	Lowell	Mapleton	Marcola	McKenzie	Oakridge	Pleasant Hill	Siuslaw	South Lane	Springfield	TOTALS
Learning Disabled	10	1	46	13	60	34	12	5	9	7		25	3	70	15	310
Mental Retardation	2	3	10	1	10	7	1	1		1		3		8	21	68
Emotionally Disturbed	4	2	2	4	6	13	4					2	1	14	6	58
Section 504	1				6	1		1		1				6	3	19
Did Not Qualify	7	5			70	4	1					3	1	13	10	114
OHI	3		9	1	10	5		1		1		5		10	12	57
Speech/Language					33											33
Autism	3		5	6	46	21	8		2			1	12	13	39	156
Other	2	5	37	1	49	18	1		1			5	10	38	48	215
TOTALS	32	16	109	26	290	103	27	8	12	10	0	44	27	172	154	1030
Staffings																
Pre-Assessment	61	5	64	1	209	11	18	9	9	13				67	100	567
Eligibility/IEP Meetings	63		67	11	198	39	25	12	10	22			18	141	135	741
Placement Meetings	17		3		195	20		2		3				72	12	324
Other	16		92	1	16		7	35		54		3	39	50	127	440
TOTALS	189	21	335	39	908	173	77	66	31	102		47	84	502	528	3102

School Psychology Services – Continued 2010-11

Other Services Provided to Districts	Bethel	Blachly	Creswell	Crow	Eugene	Junction City	Lowell	Mapleton	Marcola	McKenzie	Oakridge	Pleasant Hill	Siuslaw	South Lane	Springfield
Individual Counseling					✓	✓	✓	✓	✓	✓			✓	✓	✓
Group Counseling							✓							✓	✓
Other Counseling						✓	✓			✓				✓	
Construction of Behavior Management Plan					✓	✓		✓		✓	✓		✓	✓	✓
Monitoring of Behavior Management Plan	✓	✓	✓	✓	✓			✓		✓	✓		✓	✓	✓
Classroom Observations	✓	✓	✓	✓	✓	✓	✓	✓	✓	✓	✓	✓	✓	✓	✓
Parent Conferences	✓	✓	✓	✓	✓	✓	✓	✓	✓	✓	✓	✓	✓	✓	✓
Teacher Conferences	✓	✓	✓	✓	✓	✓	✓	✓	✓	✓	✓	✓	✓	✓	✓
Administrator/SPED Coordinator Consult	✓	✓	✓	✓	✓	✓	✓	✓	✓	✓	✓	✓	✓	✓	
Building-Level Consultation	✓	✓	✓	✓	✓	✓	✓	✓	✓	✓	✓	✓	✓	✓	✓
Consultation with other Professionals	✓	✓	✓	✓	✓	✓	✓	✓	✓	✓	✓	✓	✓	✓	✓
File Review (3-year Eligibility)	✓		✓	✓	✓	✓	✓	✓	✓	✓	✓	✓	✓	✓	✓
File Review (Non-SPED)	✓		✓	✓	✓	✓		✓	✓	✓	✓		✓	✓	✓
Creation of Transition List					✓	✓									


Services for Students with Emotional / Behavioral Disabilities

Description	Funding	2010-11 Highlights								
<p>Services for Students with Emotional / Behavioral Disabilities involve two primary services: a behavioral consultation program and the Lane School program.</p> <p>Behavior Consultation</p> <p>Behavior Consultants provide in-service training / consultation to districts for behavior / classroom management, and strategies for working with emotional/behavioral disabilities.</p> <p>The Lane School Program</p> <p>Lane School is a structured behavior and academic program for students in K-8 grade who experience significant behavioral, social, and academic difficulties. It is located at Lane ESD's Westmoreland Campus and at two satellite classrooms. Students typically attend Lane School for about 18 months before returning to their school of residence or other alternative education program.</p>	<table><tr><td>Resolution Funds:</td><td>\$1,662,000</td></tr><tr><td>Flex Funds:</td><td>517,000</td></tr><tr><td>Districts:</td><td>251,000</td></tr><tr><td>Total:</td><td>\$2,430,000</td></tr></table> 	Resolution Funds:	\$1,662,000	Flex Funds:	517,000	Districts:	251,000	Total:	\$2,430,000	<p>Behavior Consultation Services:</p> <ul style="list-style-type: none">served 413 students in 10 districts;participated in 7,722 conferences to assist in student success;participated in 744 student evaluations;assisted with the development of behavioral management plans for 232 students experiencing behavioral challenges. <p>The Lane School Program:</p> <ul style="list-style-type: none">served 76 students from 13 districts;Nine students graduated from the program in 2010-11 year.Served as a statewide training site for teaching social skills to students with Autism Spectrum Disorder.Created Health and Fitness classes with Eugene Parks and Recreation.
Resolution Funds:	\$1,662,000									
Flex Funds:	517,000									
Districts:	251,000									
Total:	\$2,430,000									

Services for Students with Emotional / Behavioral Disabilities
2010-11

LANE SCHOOL PROGRAM	Bethel	Blachly	Creswell	Crow	Eugene	Fern Ridge	Junction City	Lowell	Mapleton	Marcola	McKenzie	Oakridge	Pleasant Hill	Siuslaw	South Lane	Springfield	TOTALS
# of Students at Lane School and K – 3 ESD Classrooms	9	0	14	1	11	12	3	3	1	0	2	3	3	0	12	2	76
CONSULTATION SERVICES																	
# of Students Served		25	70	20		102		18	15		23	60	28		52		413
Staffings/Meetings		37	92	23		126		43	28		35	72	42		83		581
In-service Presentations		0	0	0		1					4		10		1		18
Conferences (teachers, parents, students, assistants, administrators)-15 minutes or more		271	1231	370		2920		354	30		132	1240	254		920		7722
Evaluations		7	51	56		62		21	15		41	342	98		51		744
Local Agency Liaison		10	17	1		22		16	3		4	9	30		28		144
Program Development		7	24	20		63		18			14	48	28		38		268
TOTALS	9	332	1415	470	11	3194	3	452			230	1711	462		1121	2	9473

Life Skills Education Program

Description	Funding	2010-11 Highlights								
<p>The Life Skills Education Program provides a regional, cost-effective approach to serving students with moderate to severe / profound disabilities. Classrooms for students in kindergarten through grade 12 are located in schools throughout Lane County. Students ages 19-21 are served in Transition Classrooms located in community facilities. Life Skills Education consultants and educational assistants also serve students in three rural districts.</p> <p>Kindergarten to grade 12 services:</p> <ul style="list-style-type: none">are highly individualized instruction in functional academics, daily living skills, and social / communication skills;provide classroom inclusion support;provide vocational training and community opportunities for secondary students. <p>Transition Classes:</p> <ul style="list-style-type: none">provide instruction in independent living skills to help students transition to adulthood;allow students to explore community college classes, public transportation, leisure and recreation opportunities, apartment living, and employment opportunities.	<table><tr><td>Resolution Funds:</td><td>\$7,510,000</td></tr><tr><td>Flex Funds:</td><td>926,000</td></tr><tr><td>Districts:</td><td>2,367,000</td></tr><tr><td>Total:</td><td>\$10,803,000</td></tr></table> <div></div>	Resolution Funds:	\$7,510,000	Flex Funds:	926,000	Districts:	2,367,000	Total:	\$10,803,000	<p>The Life Skills Education Program served an average of 326 students during the 2010-11 school year and included the following highlights.</p> <ul style="list-style-type: none">The Life Skills Education Program collaborated with School Improvement and with the Univ of Oregon in piloting <u>Data Teams</u> in five classrooms that represent the range of elementary through transition. Classroom staff & specialists were provided with training and implementation support during the 2010-11 school year and the plan is to expand implementation across the Life Skills Program over the next three to five years.The Life Skills Education Program’s annual “Fun Day” was held in May at Willamette High School. The parade, track-and-field events, and carnival activities were enjoyed by students, staff, parents and volunteers.
Resolution Funds:	\$7,510,000									
Flex Funds:	926,000									
Districts:	2,367,000									
Total:	\$10,803,000									

Life Skills Education Program
2010-11

	Bethel	Blachly	Creswell	C-A-L	Eugene	Fern Ridge	Junction City	Lowell	Mapleton	Marcola	McKenzie	Oakridge	Pleasant Hill	Siuslaw	South Lane	Springfield	TOTALS
September	46		12	2	100	16	13	3	1			4	10	12	19	84	322
October	43		13	2	102	18	13	2	1			4	10	12	21	83	324
November	43		13	2	101	18	13	3	1			4	10	12	20	83	323
December	46		13	2	99	17	13	3	1		1	4	10	12	19	85	325
January	46		13	2	99	17	13	3	1		1	4	10	12	19	85	325
February	48		14	3	99	15	13	3	1	1	1	4	10	13	19	85	329
March	48		14	3	97	16	12	3	1	1	1	4	9	13	19	84	328
April	49		14	3	98	16	12	3	1	1	1	4	7	13	19	81	322
May	47		15	3	97	16	12	3	1	1	1	4	7	13	18	86	324
June	47		15	3	97	15	13	3	1	1	1	4	7	14	19	84	324
AVERAGE ENROLLMENT	46		14	3	99	16	13	3	1	1	1	4	9	13	19	84	326

Grants in Aid & Other Special Education Programs

Early Intervention / Early Childhood Special Education (EI/ECSE)

Early Intervention/Early Childhood Special Education – Lane ESD sub-contracts with the University of Oregon’s Early Childhood Consultation Assessment Referral and Evaluation Services [EC CARES] to provide coordination of services to all eligible preschool children with disabilities (birth to age five) and their families.

Lane Regional Program

Regional Low Incidence Program – Lane ESD is the Contractor for Regional Program Services for children who have low-incidence disabilities: visual impairment (VI), deaf / hard of hearing (DHH), deaf/blindness (DB), severe orthopedic impairment (OI), Autism spectrum disorder (ASD), and traumatic brain injury (TBI). Lane ESD subcontracts with Eugene 4J for the following services: VI; DHH; DB; OI; and, TBI.

ARRA funds supported Lane County districts in expanding opportunities for students with low incidence disabilities including, autism spectrum disorder (ASD), vision impairments, deaf/hard of hearing, deaf/blindness, severe orthopedic impairments, and traumatic brain injury. Examples include: assistive technology, software, updating of the augmentative and alternative communication device loaning library, curricula, specialized equipment & materials, expansion of the ASD lending library, professional development and assessment tools.

Fee-based Special Education Programs

Martin Luther King, Jr. Education Center – The Department of Labor renewed funding for the grant it awarded in 2008 to the Department of Youth Services, with whom Lane ESD co-operates the MLK, Jr Ed Center for adjudicated youth. The supplemental funding allowed us to once again offer a 4-week summer program at no cost to districts. We were also able to retain most of the additional teaching staff that we added the previous year which allowed us to provide a broader curriculum.

Augmentative Communication Services (AC) Specialists assist in evaluating and providing intervention for students with severe communication disorders.

Speech Services are provided to several Lane County districts through a contract with Lane ESD for a part-time Speech Language Pathologist (SLP), which is a difficult to fill position.

Direction Service is a non-profit agency that provides information and referral services to parents and districts regarding services for students with disabilities. Direction Service coordinates the delivery of services to families who have children with disabilities. Direction Service reduces family stress, confusion, frustration, and isolation as well as reduces the lifetime service costs to children with disabilities; and encourages an informed partnership between families and schools to optimize student learning.

Early Intervention / Early Childhood Special Education
2010-11

	Bethel	Blachly	Creswell	C-A-L	Eugene	Fern Ridge	Junction City	Lowell	Mapleton	Marcola	McKenzie	Oakridge	Pleasant Hill	Siuslaw	South Lane	Springfield	TOTALS
Children Served	181		37	8	449	42	57	6	1	5	6	16	10	51	81	393	1343

Lane Regional Program
2010-11

SERVICES	Bethel	Creswell	C-A-L	Eugene	Fern Ridge	Junction City	Lowell	Mapleton	Marcola	McKenzie	Oakridge	Pleasant Hill	Siuslaw	South Lane	Springfield	EC Cares	TOTALS
Orthopedic Impairment	7	6	1	20	3	3						1	4	1	9	13	68
Vision Impairment	6	3	1	12	2	4							2	4	13	13	60
Deaf / Hard of Hearing	6	1		25				1	1				4	2	8	23	71
Deaf/Blind				1									2		3		6
Autism Spectrum Disorders	16	20	3	52	25	11	3	1	2	4	9	9	3	10	24	23	215
TOTALS	35	30	5	110	30	18	3	2	3	4	9	10	15	17	57	72	420

Other Special Education Services
2010-11

	Bethel	Crow-Applegate-Lorane	Creswell	Eugene	Fern Ridge	Junction City	Lowell	Marcola	McKenzie	Oakridge	Pleasant Hill	South Lane	Springfield	TOTALS
MLK Education Center # of Students Served	18		1	30	1	3				2		5	5	65
Augmentative Communication # of Students Served	8		2	15	1	1					1		13	41
Speech Services (FTE)							.5	.2	.2					.90 FTE


Direction Service – Table 1
Clients referred during 2010-11


	Bethel	Blachly	Creswell	Crow	Eugene	Fern Ridge	Junction City	Lowell	Mapleton	Mapleton	McKenzie	Oakridge	Pleasant Hill	South Lane	Siuslaw	Springfield	TOTALS
Emotional Handicap	2	1			13		1									5	22
Other Health Impaired			1		8									2		1	12
Hearing Impaired					3	1		1						1		2	8
Learning Disability	3		2		7		2	1					1	1		3	20
Mentally Retarded					3			1								1	5
Traumatic Brain Injury					2									1			3
Orthopedic Impairment			1		1												2
ADD / ADHD	4				9		4				1			2		10	30
Speech/Lang. Disorder					11											3	14
Visually Impaired																	0
Suspected Handicap	1				8		1							3		3	16
Autism	6		2		23	2	7	1						1		8	50
Developmental Disability					4												4
TOTALS	16	1	6		92	3	15	4			1	0	1	11		36	186

Direction Service – Table 2
Clients referred *prior to* July 1, 2010 and received services in 2010-11


	Bethel	Blachly	Creswell	Crow	Eugene	Fern Ridge	Junction City	Lowell	Mapleton	Marcola	McKenzie	Oakridge	Pleasant Hill	South Lane	Siuslaw	Springfield	TOTALS
Emotional Handicap	17		4		39	4	6	2		1			1	4		23	101
Other Health Impaired	4				13	3		1								15	36
Hearing Impaired	1				4			3								8	13
Learning Disability	15	2	5		35	5	8							6		19	98
Mentally Retarded			1	1	9		2							1		6	20
Traumatic Brain Injury					3		1									1	5
Orthopedic Impairment					7											5	12
ADD / ADHD	6		3		11	2	6						2	2		7	39
Speech/Lang. Disorder	4	1			3											5	13
Visually Impaired														1		1	2
Suspected Handicap	2		1		13	2										6	24
Autism	28	1	5	2	43	7	14	1					2	9		32	144
Developmental Disability	2				6											2	10
TOTALS	79	4	19	3	186	23	37	7		1			5	23		130	517

SCHOOL IMPROVEMENT OVERVIEW

Description	Funding	2010-11 Highlights										
<p>School Improvement (SI) services provide a wide range of professional development, technical assistance, and on-going support to teachers, administrators, and other school staff to implement effective, evidence-based programs and research instructional best-practices to enhance academic success for all students.</p> <p>SI Specialists and staff provide:</p> <ul style="list-style-type: none">• general education services in curriculum content, curriculum alignment, teaching and classroom strategies;• regional facilitation and support in career & technical education for high schools;• coordination of programs to improve school climate and enhance academic achievement;• instructional support for students eligible for migrant education and English Language-learning students.	<table><tr><td>Resolution Funds:</td><td>\$965,000</td></tr><tr><td>Flex Funds:</td><td>85,000</td></tr><tr><td>Districts:</td><td>72,000</td></tr><tr><td>Grants & Contracts:</td><td>2,386,000</td></tr><tr><td>Total:</td><td>\$3,508,000</td></tr></table> 	Resolution Funds:	\$965,000	Flex Funds:	85,000	Districts:	72,000	Grants & Contracts:	2,386,000	Total:	\$3,508,000	<p>School Improvement Funds provided planning, technical support, and workshops for over 5,574 educators and 27,714 hours in the areas of:</p> <ul style="list-style-type: none">• Continuous Improvement;• Effective School Practices Network;• Response To Intervention;• Teaching Learning Connections;• Data Driven Decision Making;• Data Teams;• Making Standards Work;• Systems Accountability;• General Education;• Career and Technical Education;• English Language Learners. <p>Tables detailing School Improvement services by district follow each section.</p> <p>A comprehensive table of SI programs is located at the end of the SI section.</p>
Resolution Funds:	\$965,000											
Flex Funds:	85,000											
Districts:	72,000											
Grants & Contracts:	2,386,000											
Total:	\$3,508,000											

General Education												
Description	Funding	2010-11 Highlights										
<p>General Education Services assist districts in implementing research-based practices that address academic standards to ensure a quality education for all students.</p> <p>General Education Specialists conduct professional development workshops and provide on-site technical assistance to teachers in curriculum, instruction, and assessment.</p> <p>Professional Development Specialists provide consultation and workshops to districts. Specialists coordinate and provide content workshops for school staff on-site and at the ESD. Professional development is based on data analysis and best practices with the goal of supporting academic content and curriculum alignment. Specialists also work with teachers on unit and lesson planning.</p> <p>Technical Assistance Specialists work with districts to analyze data, review best practices, and plan implementation strategies for improving student achievement.</p>	<table><tr><td>Resolution Funds:</td><td>\$512,000</td></tr><tr><td>Flex Funds:</td><td>76,000</td></tr><tr><td>Grants & Contracts:</td><td>1,186,000</td></tr><tr><td>Districts:</td><td>72,000</td></tr><tr><td>Total:</td><td>\$1,846,000</td></tr></table> <div></div>	Resolution Funds:	\$512,000	Flex Funds:	76,000	Grants & Contracts:	1,186,000	Districts:	72,000	Total:	\$1,846,000	<p>General Education Specialists provided over 18,100 hours of professional development and 1,800 hours of technical assistance in the areas of curriculum, teaching strategies, model lessons, graduate credit courses, and statewide scoring opportunities to educators and administrators in all 16 school districts</p> <p>Teaching American History - Legacies (TAH) grant, involving 40 teachers in 12 districts completed a successful second year. TAH teachers participated in a summer institute as well as workshops throughout the year. Participants will help local museums and historic sites develop sustainable history education programs that will be useful in schools and strengthen community history education outreach efforts.</p> <p>Lane ESD hosted a county-wide science fair and provided support to districts on math and science adoption in partnership with the media department. School Improvement partnered with the University of Oregon to start CLAST – Center for Lane Active-Learning of Science and Technology and supported LCC on GEOSTAC - Geospatial Teaching Across the Curriculum.</p>
Resolution Funds:	\$512,000											
Flex Funds:	76,000											
Grants & Contracts:	1,186,000											
Districts:	72,000											
Total:	\$1,846,000											

General Education (continued)

Description		2010-11 Highlights
<p>The primary focus of Safe Schools is to strengthen and promote academic success by enhancing positive student behavior, health, and well being. A continuum of services is provided to address individual student level concerns to school-wide issues of culture and climate.</p> <p>Specialists bring expertise to systems change and program implementation in the areas of positive behavior support, school climate, tragedy response, substance abuse, and violence prevention.</p> <p>Model Programs Schools are assisted schools to implement nationally recognized model programs including: Reconnecting Youth, Positive Behavior Support, and Second Step.</p> <p>Community Connections Specialists support districts' partnerships with a variety of agencies including Lane County Health and Human Services, Lane County Department of Youth Services, Lane County Coalition to Prevent Substance Abuse, and the University of Oregon.</p>		<p>In addition to comprehensive staff development, staff and districts determined the next steps for sustaining Positive Behavior Systems (PBIS) in Schools. These next steps included continuation of training in data systems (SWIS) and data teams. We also provided training in bully prevention.</p> <p>Eight of our districts continue to work with the Effective School Practices model. This model is a demonstration of effective practices in schools including Response to Instruction (RTI). The project includes implementation guidelines, development of coaching capacity, hiring and evaluation, staff orientation, program evaluation and policies to support these practices.</p> <p>Staff provided training and coordination of services to 16 participating school districts serving 1,994 identified homeless students through the McKinney-Vento Project.</p> <p>An Oregon PBS grant was received which focused on creating district systems to strengthen PBS implementation. Staff coordinated a network of districts to prepare for and address readiness plans for tragedies and emergencies.</p>

General Education – Professional Development 2010-2011

	Bethel	Blachly	Creswell	Crow	Eugene	Fern Ridge	Junction City	Lowell	Mapleton	Marcola	McKenzie	Oakridge	Pleasant Hill	Siuslaw	South Lane	Springfield	Other	TOTALS
HOURS																		
Language Arts*	517	24	299	41	585	233	157	123			178	78	56	122	135	191	4,210	6949
Math	152	5			681	4	124	53	48			25	4	32	168	131	84	1511
Science	84		10	6	201		105	15	4			43	6		72	12	15	573
Social Science	131	57	119	113	372	93	250		57			164	12	226	113	458	90	2255
CIP Support	13					7		7		7		7	13				7	61
Data Support	44	42	655		62	108	136	183	98	2	148	60	49	21			740	2348
PSU - Credit Courses	297		12	36	1,856	58	379	88	50		49	82	68	22	314	266	841	4418
PBS/PBIS	42	30	60		54	30	42	30		30	24					12	174	528
Homeless Services	7		12	50	19	12	195	5	5	31	12		60	5	5	34	161	613
Tragedy Response	18	42	14	14	35			14			12		12	80	20	60	105	426
TOTALS	1305	200	1181	260	3865	545	1388	518	262	70	423	459	280	508	827	1164	6427	19682
EDUCATORS																		
Language Arts*	69	4	56	2	63	12	11	15			26	13	23	35	7	5	422	763
Math	27	2			122	2	23	10	8			12	1	16	29	24	18	294
Science	26		3	1	57		35	5	1			18	2		20	4	5	177
Social Science	15	6	13	12	42	12	28		6			17	2	24	12	50	15	254
CIP Support	2					1		1		1		1	2				1	9
Data Support	7	7	109		9	24	22	28	14	1	28	9	8	3			160	429
PSU - Credit Courses	85		5	16	450	23	135	20	9		15	21	15	11	66	75	203	1149
PBS/PBIS	7	5	10		9	5	7	5		5	4					2	29	88
Homeless Services	1		2	25	3	2	126	1	1	5	2		40	1	1	6	23	239
Tragedy Response	6	6	2	2	5			2			4		4	12	4	12	15	74
TOTALS	245	30	200	58	760	81	387	87	39	12	79	91	97	102	139	178	891	3476


Other includes: Private Schools, Lane Community College, University of Oregon, Community Agencies, and Lane ESD staff. *includes Statewide Writing Assessment

General Education – Technical Assistance 2010-2011

	Bethel	Blachly	Creswell	Crow	Eugene	Fern Ridge	Junction City	Lowell	Mapleton	Marcola	McKenzie	Oakridge	Pleasant Hill	Siuslaw	South Lane	Springfield	Other	TOTALS
HOURS																		
After School – Project Act							161				221	207						589
Language Arts	11				100		68	8			78	103		144	27	3	10	552
Math	6	2				4	10		26	1	15			48	100		6	218
Science	18	25	65	151	377	15	26	35	20	2	203	24	140	37	34	33	18	1223
Social Science	2		7	9	25		9		1			10		4	14	42		123
Homeless Services			2			1	2		1	4	2	2	2	1				17
Tragedy Response	8	4	8	2	2			2	4		8			2	8	8	12	68
TOTALS	45	31	82	162	504	20	276	45	52	7	527	346	142	236	183	86	46	2790
EDUCATORS																		
After School – Project Act							35				34	33					19	121
Language Arts	13		7	2	70		3	3	3		22	33		48	6	7	70	287
Math												9						9
Science	51		4	4	4	3	39	5	1			14	18		19	5		167
Social Science		1	6	5	16		25	1			1	6		3	10	18		92
Homeless Services			2			1	2		1	2	2	2	2	1				15
Tragedy Response	4	2	4	1	1			1	2		4			1	4	4	6	34
TOTALS	68	3	23	12	91	4	104	10	7	2	63	97	20	53	39	34	95	725

Other includes: Private Schools, Lane Community College, University of Oregon, Community Agencies, and Lane ESD staff.

Career and Technical Education

Description	Funding	2010-11 Highlights								
<p>Career and Technical Education (CTE) staff provides leadership and services to districts for students to enhance 21st century technical skills, career exploration, and successful transition to work or extended schooling.</p> <p>LESD Specialists and staff provides technical assistance to instructors, counselors, and administrators on:</p> <ul style="list-style-type: none">• innovative curriculum;• employment preparation;• alignment with secondary graduation requirements;• services to reduce duplication given limited resources. <p>CTE Specialists and staff facilitate partnerships between area colleges and districts to address alternative learning options for students to obtain college and/or high school credit.</p> <p>Career Counseling and Guidance Staff works to enhance community and college partnerships for career exploration, workplace readiness, and technical skill development.</p>	<table><tr><td>Resolution Funds:</td><td>\$110,000</td></tr><tr><td>Flex Funds:</td><td>9,000</td></tr><tr><td>Grants & Contracts:</td><td>713,000</td></tr><tr><td>Total:</td><td>\$832,000</td></tr></table> 	Resolution Funds:	\$110,000	Flex Funds:	9,000	Grants & Contracts:	713,000	Total:	\$832,000	<p>The “Career Focus” website was launched to support Lane County Career Technical education staff and counselors. It includes information about Career pathways, Program of Study Applications, and current CTE research information. A calendar of teacher activities and student event information is maintained on the main page to inform educators about regional work experiences which help prepare youth to succeed in the classroom, college and the job.</p> <p>Lane ESD staff facilitates the national Math-In-CTE Program, an innovative professional development project created by The National Research Center for Career and Technical Education.</p> <p>Math-in-CTE pairs a CTE teacher with a high school math teacher to explicitly teach and reinforce math concepts in the given career field. Lane County has trained over 30 Math and CTE instructors who participated in the program with outcomes including higher math test scores and improved workplace readiness.</p> <p>Lane ESD’s 2011 Lane County Youth Career Fair connecting youth with business. Students from high schools in Lane County spent the day learning about careers, attending career information workshops, mock interviews. Over 60 businesses participated to help students gain awareness of careers and post-secondary education opportunities.</p>
Resolution Funds:	\$110,000									
Flex Funds:	9,000									
Grants & Contracts:	713,000									
Total:	\$832,000									

Career & Technical Education - Professional Development **2010-2011**

	Bethel	Blachly	Creswell	Crow	Eugene	Fern Ridge	Junction City	Lowell	Mapleton	Marcola	McKenzie	Oakridge	Pleasant Hill	Siuslaw	South Lane	Springfield	Other*	TOTALS
HOURS																		
Career Technical Education	335		147	283	407	16	179	34	13		41		36	41	186	384	1,024	3,126
YTP	4				8												26	38
Essential Skills			25		26	22	23					25	52			7	144	324
TOTALS	339		172	283	441	38	202	34	13		41	25	88	41	186	391	1,194	3,488
EDUCATORS																		
Career Technical Education	55		23	39	70	4	30	5	2		6		5	6	37	66	151	499
YTP	2				4												13	19
Essential Skills			15		12	10	11					11	20			5	70	154
TOTALS	57		38	39	86	14	41	5	2		6	11	25	6	37	71	234	672


*Other includes: Private Schools, Lane Community College, University of Oregon, Community Agencies, and Lane ESD staff.

Career & Technical Education - Technical Assistance
2010-2011

	Bethel	Blachly	Creswell	Crow	Eugene	Fern Ridge	Junction City	Lowell	Mapleton	Marcola	McKenzie	Oakridge	Pleasant Hill	Siuslaw	South Lane	Springfield	Other	TOTALS
HOURS																		
School to Career Development	11			6	39	16		3		11	9	9	12		21	19	67	223
Career Technical Education	69		15	41	52	14	53	4			12			2	57	59	158	536
TOTALS	80		15	47	91	30	53	7		11	21	9	12	2	78	78	225	759
EDUCATORS																		
School to Career Development	7			4	24	9		2		6	6	6	7		13	11	41	136
Career Technical Education	28		5	17	24	7	20	2			6			1	22	23	73	228
TOTALS	35		5	21	48	16	20	4		6	12	6	7	1	35	34	114	364

Other includes: Private Schools, Lane Community College, University of Oregon, Community Agencies, and Lane ESD staff.

Migrant Education and English Language Learners

Description	Funding	2010-11 Highlights				
<p>Migrant Education Program (MEP) Title I-C</p> <p>Lane ESD coordinates a regional Migrant Education Program consortium serving Lane and Douglas counties including 29 school districts. MEP services provide supplemental instruction, community outreach and parent involvement for eligible MEP students including summer school and pre-school.</p>	<table><tr><td>Grants & Contracts:</td><td>\$286,000</td></tr><tr><td>Total:</td><td>\$286,000</td></tr></table>	Grants & Contracts:	\$286,000	Total:	\$286,000	<p>The 2010 Migrant Education Summer School program served 172 students from throughout the consortium districts. Springfield School District's Mt. Vernon Elementary hosted the one-month, pre-kinder through middle school program with a focus on reading, math and English Language Development. Content was delivered by highly qualified teachers and educational assistants. The curriculum addressed the unique academic, social and cultural student needs. MEP partnered with Lane County Dental Program and Food for Lane County to provide dental screenings and two meals per day (breakfast and lunch). Summer School culminated with a well attended Family Night Open House for parents to view their children's work and help strengthen parent / school partnerships. Other activities included Explorer's Camp in partnership with the US Forest Service and Douglas County enrichment programming. Additional programming included Pasos al Futuro focusing on career and college transition for youth 16-21 in partnership with Downtown Languages, and Pilas! Family Literacy served 13 families with pre-school aged children focusing on pre-kinder readiness, parent involvement and adult English classes.</p>
Grants & Contracts:	\$286,000					
Total:	\$286,000					
<p>English Language Learners Title III</p> <p>ELL services include technical assistance and training on ESL curriculum alignment and integrating English Language Proficiency standards into the regular curriculum.</p>						

English Language Learners - Professional Development **2010-2011**

	Bethel	Blachly	Creswell	Crow	Eugene	Fern Ridge	Junction City	Lowell	Mapleton	Marcola	McKenzie	Oakridge	Pleasant Hill	Siuslaw	South Lane	Springfield	Other	TOTALS
HOURS																		
ELL	64		124		644		330			12		77		206	164	144	1,733	3,498
EDUCATORS																		
ELL	9		6		57		16			2		4		10	9	24	95	232


Other includes: Private Schools, Lane Community College, University of Oregon, Community Agencies, and Lane ESD staff.

English Language Learners - Technical Assistance **2010-2011**

	Bethel	Blachly	Creswell	Crow	Eugene	Fern Ridge	Junction City	Lowell	Mapleton	Marcola	McKenzie	Oakridge	Pleasant Hill	Siuslaw	South Lane	Springfield	Other	TOTALS
HOURS																		
ELL	12		39		3	21	27	15		12	3	15	3	51	27	9	175	412
EDUCATORS																		
ELL	4		9		1	5	6	4		3	1	4	1	12	8	2	44	104

Other includes: Private Schools, Lane Community College, University of Oregon, Community Agencies, and Lane ESD staff.

Indian Education Program

Description	Funding	2010-11 Highlights				
<p>Indian Education</p> <p>The Bethel Consortium for Indian Education serves eight school districts: Bethel, Creswell, C-A-L, Fern Ridge Junction City, Lowell, Pleasant Hill, and South Lane. Lane ESD is contracted to provide the personnel and administrative services to consortium members.</p> <p>The students we serve must be members of a Federal or State recognized tribe or be related to a tribal member. We provide our students culturally relevant academic tutoring and mentoring to meet the Oregon standards in math and reading/language arts. In addition to the tutoring and mentoring services, we provide weekly Culture Classes where students can enrich their knowledge and experience with Native cultures and peoples.</p>	<table><tr><td>Grants & Contracts</td><td>\$201,000</td></tr><tr><td>Total:</td><td>\$201,000</td></tr></table> <hr/> 	Grants & Contracts	\$201,000	Total:	\$201,000	<p>During the summer of 2010-11, we provided Indian Education students various academic enrichment programs at the University of Oregon Many Nations Long House.</p> <p>Members of our Parent Committee as well as Native community members provided cultural activities that taught the students about medicine bags, drumming, dancing, and various food preparations.</p> <p>During the 2010-11 academic year, we provided 151 hours of cultural presentations in our participating school districts and served 4,093 students.</p> <p>756 students were provided 1,858 hours of tutoring by one full-time tutor and one part-time tutor.</p>
Grants & Contracts	\$201,000					
Total:	\$201,000					

Indian Education – Coordination **2010 - 2011**

	Bethel	Blachly	Creswell	Crow	Eugene	Fern Ridge	Junction City	Lowell	Mapleton	Marcola	McKenzie	Oakridge	Pleasant Hill	Siuslaw	South Lane	Springfield	Other	TOTALS
HOURS																		
Presentations	9		6	7	23	14	24								20		48	151
STUDENTS																		
Presentations	192		333	279	473	1,074	691								447		604	4,093

Other includes: University of Oregon, Regional Programs

Indian Education - Tutoring **2010 - 2011**

	Bethel	Blachly	Creswell	Crow	Eugene	Fern Ridge	Junction City	Lowell	Mapleton	Marcola	McKenzie	Oakridge	Pleasant Hill	Siuslaw	South Lane	Springfield	Other	TOTALS
HOURS																		
Tutor	398		280	300			20	860										1,858
STUDENTS																		
Tutor	369		70	65			10	215										729

Other includes: University of Oregon, Regional Programs

District Participation in School Improvement Activities 2010-11

	Bethel	Blachly	Creswell	C-A-L	Eugene	Fern Ridge	Junction City	Lowell	Mapleton	Marcola	McKenzie	Oakridge	Pleasant Hill	Siuslaw	South Lane	Springfield	TOTALS
GENERAL EDUCATION																	
Teaching American History - Legacies	•	•	•	•	•	•	•		•			•		•	•	•	12
Writing Assessment	•			•	•	•	•	•						•	•	•	9
Science Kits			•	•		•	•	•		•		•	•	•	•	•	11
PSU Credit Classes	•		•	•	•	•	•	•	•	•	•	•	•	•	•	•	15
MIGRANT / ELL*																	
Migrant Education	•		•		•		•							•	•	•	7
English Language Learners			•			•	•	•		•	•	•	•	•	•		10
CAREER & TECH ED																	
Carl Perkins Services	•		•	•	•	•	•	•	•		•		•	•	•	•	13
Youth in Transition				•		•	•	•		•	•	•	•		•		9
Math in CTE	•			•	•	•	•									•	6
Employment & Training Services (CIS)	•		•	•	•	•	•	•	•		•		•	•	•	•	13
Career Ed (Career Fair)	•		•	•	•	•	•	•	•		•		•	•	•	•	13
PATHS			•		•	•	•					•	•				6
PREVENTION																	
McKinney-Vento Homeless Liaison	•	•	•	•	•	•	•	•	•	•	•	•	•	•	•	•	16
After School Program CCLC—Project Act							•				•	•					
TOTAL PARTICIPATION	9	2	10	10	10	12	14	10	6	5	8	8	9	10	11	9	143

*ELL includes: Bandon, Central Linn, Coos Bay, Coquille, Harrisburg, Monroe, Myrtle Point, North Bend and Reedsport.

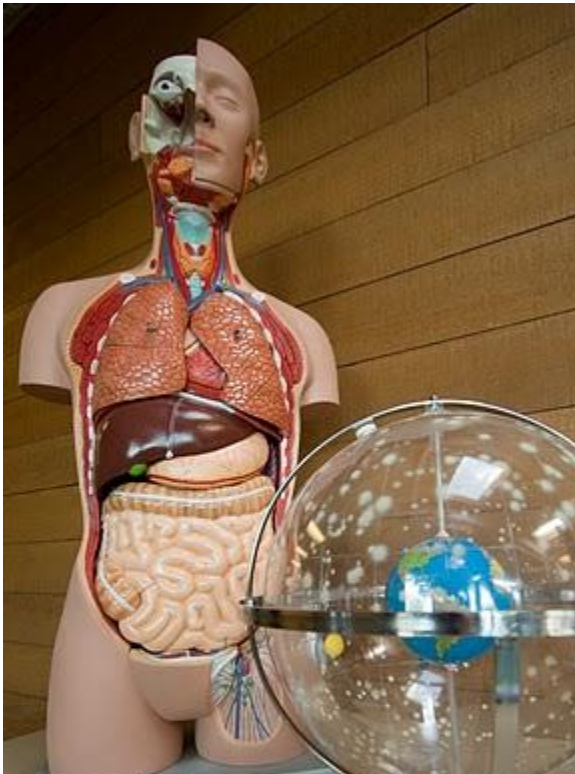
School Improvement - Services to Students / Classrooms 2010-2011

	Bethel	Blachly	Creswell	Crow	Eugene	Fern Ridge	Junction City	Lowell	Mapleton	Marcola	McKenzie	Oakridge	Pleasant Hill	Siuslaw	South Lane	Springfield	Other	TOTALS
HOURS OF SERVICE TO STUDENTS / CLASSROOMS																		
After School Program – 21 st Century Project ACT							15,075				8,366	9,312						32,753
*McKinney-Vento Homeless Services	278	9	6	3	729	24	49	6	14	31	24	48	40	77	394	502		2,234
*Migrant Education	55		15		96	8	33							13	23	166		409
Model Lessons/Classroom Support	393		45	81	222		550	25	6		25	356	504	12	151	1148	231	3,747
Science Fair	12			160	538						152		74				4	940
Career Fair	67	81		105	1,715	49	175	158	53		105	123	123	123	235	315	371	3,794
Career/Employability Services			913		2,150	522	531					675	712	9				5,512
TOTALS	805	90	979	349	5,450	603	16,413	189	73	31	8,672	10,513	1,452	234	802	2,131	606	49,389
NUMBER OF STUDENTS SERVED																		
After School Program – 21 st Century Project ACT							579				174	233						986
*McKinney-Vento Homeless Services	278	9	6	3	729	24	49	6	14	31	24	48	40	77	394	502		2,234
*Migrant Education	55		15		96	8	33							13	23	166		409
Model Lessons / Classroom Support	74		30	16	111		253	25	3		25	141	87	6	35	220	42	1,068
Science Fair	3			20	104						19		10				2	158
Career Fair	19	23		30	490	14	50	45	15		30	35	35	35	67	90	106	1,084
Career/Employability Services			11		25	6	9					9	8	9				77
TOTALS	429	32	62	69	1,555	52	973	76	32	31	272	466	180	140	519	978	150	6,016

Other includes: Private Schools, Lane Community College, University of Oregon, Community Agencies, and Lane ESD staff.

*McKinney Vento Homeless Services and Migrant Education do not track total hours of services to students.

Media & Library Services

Description	Funding	2010-11 Highlights		
<p>Media Services provides a collection of high quality instructional materials and education media to component districts.</p> <p>Lane ESD also provides training and support to districts that do not have certified librarians, including assistance in collection development and cataloging.</p> <ul style="list-style-type: none">• Full access by all districts to an extensive library of media, models, kits and other instructional materials• Complete collection of state-adopted textbooks• Research and professional library support for teachers• Video streaming subscription for all schools• Oregon State Library Information System's (OSLIS) GALE Electronic Journal Service subscription• Support to districts for library automation systems and acting Librarian of Record for small districts	<table><tr><td>Resolution Funds:</td><td>\$343,000</td></tr></table> <div></div>	Resolution Funds:	\$343,000	<p>Introducing Mediagraphies – Support for Lane County teachers increased this past year with the introduction of mediagraphies offering specific, timely and grade specific information on multimedia titles available in our media collection. The idea is to provide teachers easy access to quality multimedia resource materials that are both relevant and timely, and can be easily integrated into instruction. Research has shown that multimedia instruction increases student achievement by 12.6%. In March, for example, all Lane County teachers were provided with online links to mediagraphies on topics of weather, seasons, gardens and plant growth, and women's history (in honor of Women's History Month).</p> <p>Textbook Circulation - After analyzing the needs of component districts, changes were made to our circulation policies to allow some of the materials to circulate to districts for a short time. This does not replace the purchase of textbooks but aids districts that are previewing textbooks for future purchase. State-adopted textbook collection policies can be found on the Lane ESD website.</p> <p>In 2010, Lane ESD's entire 16mm film collection (approximately 17,000 films) was retired. At one time, these films were the backbone of our services. The entire collection was sent to Indiana University to be housed in a newly built educational film archive making the collection available for educational research.</p>
Resolution Funds:	\$343,000			

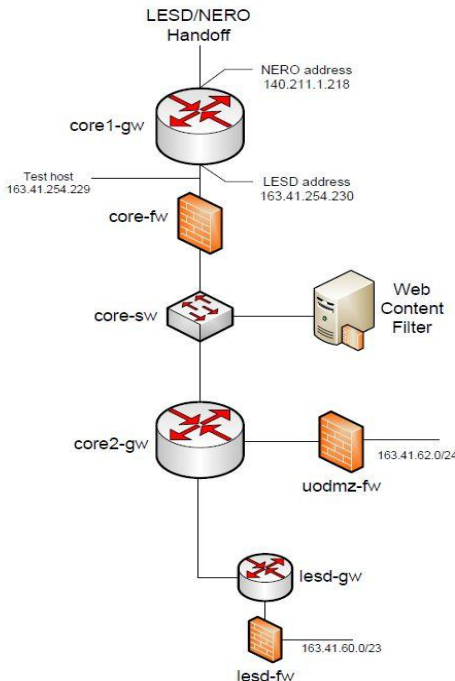
Media & Library Services 2010-11

Support to Schools	Bethel	Blachly	Creswell	C-A-L	Eugene	Fern Ridge	Junction City	Lowell	Mapleton	Marcola	McKenzie	Oakridge	Pleasant Hill	Siuslaw	South Lane	Springfield	Partners*	LESD Programs**	TOTAL
Media Library Circulation	2876	469	878	319	6052	687	895	464	243	92	30	665	419	518	898	5305	295	603	21708
Professional Library Circulation	2	10	1	1	8	49	5		6					4	1	12	4	849	952
Video Streaming Logins	1039	43	678	15	7757	353	418	195	46	58		326	180	340	479	2194	1	432	14554
Online Book Review Searches	These searches cannot be tracked by district.																		186
Review Books Distributed		84	10	22	307	124	14	101		29		46			62	172	385	22	1378
Materials/Media Accessed:	3917	606	1567	357	14124	1213	1332	760	295	179	30	1037	599	862	1440	7683	685	1906	38592
Book Review Participation		1	1	1	7	4		3							2	6	9	1	35
Media Preview Participation	3	1	1		10	1	1	4	2			4			4	5		1	37
Media Support to Teachers	275	48	25	26	434	81	68	23	24	3	6	41	34	24	62	270	47	77	1568
Media Training Workshops	2				2	2					1	1			1	3			12
Professional Library Support	3	6	3		3	2			1		9			13		7	1	15	63
Research Services	13	2	1	1	3	1	1		1		9	3		12			2	24	73
Support to School Libraries	4	35			1	3	9	17			1	23	1	24	19	2			139
Textbook Circulation					27		29				6		6	5	29		15	11	128
Textbook Use & Information	80	3	1		22	5	6	7		9	2	5	14	5	4	27	38	8	236
Services/Client Support:	380	96	32	28	509	99	114	54	28	12	34	77	55	83	121	320	112	137	2291

* Partners include Lane Community College, Pacific University, Safe Center, Scar-Jasper Mountain School, University of Oregon

** LESD Programs include Lane School, Life Skills Classrooms, MLK Education Center.


INFRASTRUCTIONAL TECHNOLOGY

Description	Funding	2010-11 Highlights										
<p>Lane ESD’s Technology Services provides managed network connectivity supporting technology use in 14 of Lane County’s 16 districts. In addition to network and internet access, Lane ESD provides:</p> <ul style="list-style-type: none">• Coordination and engineering support to district initiatives;• Professional development to district technology support staff;• Network engineering and support in the design of districts’ infrastructures;• Assistance in the writing, coordination, and implementation of grant activities related to technology infrastructures.• Coordination between multiple agencies, including the creation and management of multi-lateral intergovernmental agreements.	<table><tr><td>Resolutions Funds:</td><td>\$585,000</td></tr><tr><td>Flex Funds:</td><td>298,000</td></tr><tr><td>Districts:</td><td>12,000</td></tr><tr><td>Grant Funds:</td><td>81,000</td></tr><tr><td>Total:</td><td>\$976,000</td></tr></table>  <pre>graph TD Handoff[LESD/NERO Handoff] -- "NERO address 140.211.1.218" --> core1gw[core1-gw] core1gw -- "LESD address 163.41.254.230" --> corefw[core-fw] corefw --> coresw[core-sw] coresw --> core2gw[core2-gw] core2gw -- "163.41.62.0/24" --> uodmzfw[uodmz-fw] uodmzfw --> lesdgw[lesd-gw] lesdgw -- "163.41.60.0/23" --> lesdfw[lesd-fw] core1gw --- TestHost[Test host 163.41.254.229] coresw --- WCF[Web Content Filter]</pre>	Resolutions Funds:	\$585,000	Flex Funds:	298,000	Districts:	12,000	Grant Funds:	81,000	Total:	\$976,000	<ul style="list-style-type: none">• An average up-time of greater than 99% for the network core, wide area network, and all associated applications.• Savings of over \$20,000 countywide in access to online professional development for district technology staff.• Over \$207,000 of engineering and project management FTE in state and federal fiber-optic construction projects.• Participation in technology-related hiring activities at several districts. Included creating job descriptions, postings, and interviews, and assisting in staff transitions and district infrastructure familiarization.• Fiber and high-speed microwave connections into (and within) four districts
Resolutions Funds:	\$585,000											
Flex Funds:	298,000											
Districts:	12,000											
Grant Funds:	81,000											
Total:	\$976,000											

Infrastructural Technology Services by District 2010-2011

	Network Connectivity & Internet Access	Email (w/ archiving, antisipam & antiviral)	Content Filtering (CIPA compliance)	Network Firewall	Web Hosting	Access to administrative applications	Local & Wide Area Network Engineering Support	Bandwidth & Traffic Management	Moodle (online learning management system)	Atomic Learning Subscription (Professional Development for teachers)	Safari Subscription (Professional Development for technical staff)	Technology Support to all ESD Services	District Internal Technology Engineering and Project Management
Bethel	1gb					✓	✓	✓	✓		✓	✓	✓
Blachly	10mb	✓	✓	✓	✓	✓	✓	✓	✓		✓	✓	✓
Creswell	1gb	✓	✓	✓		✓	✓	✓	✓		✓	✓	✓
Crow	100mb	✓	✓	✓		✓	✓	✓	✓		✓	✓	✓
Eugene 4J									✓		✓	✓	
Fern Ridge	100mb	✓	✓	✓	✓	✓	✓	✓	✓		✓	✓	✓
Junction City	100mb	✓	✓	✓	✓	✓	✓	✓	✓		✓	✓	✓
Lowell	1gb	✓	✓	✓	✓	✓	✓	✓	✓	✓	✓	✓	✓
Mapleton	3mb	✓	✓	✓	✓	✓	✓	✓	✓	✓	✓	✓	✓
Marcola	1.5mb	✓	✓	✓	✓	✓	✓	✓	✓	✓	✓	✓	✓
McKenzie	3mb	✓	✓	✓		✓	✓	✓	✓		✓	✓	✓
Oakridge	3mb	✓	✓	✓	✓	✓	✓	✓	✓		✓	✓	✓
Pleasant Hill	1gb	✓	✓	✓	✓	✓	✓	✓	✓	✓	✓	✓	✓
Siuslaw	100mb	✓	✓	✓		✓	✓	✓	✓	✓	✓	✓	✓
South Lane	1gb	✓	✓			✓	✓	✓	✓		✓	✓	✓
Springfield									✓	✓	✓	✓	

INSTRUCTIONAL TECHNOLOGY

Description	Funding	2010-11 Highlights						
<p>In early 2010 all sixteen superintendents directed LESD to implement a new service to provide centralized coordination for online learning. The programmatic goal was for Lane ESD to: "Develop and implement regional services on behalf of Lane County School Districts to provide quality online course options for district students based on best practices in online learning and a blended learning model." The service was titled OnlineOptions, and the superintendents' objectives for supporting the above goal were:</p> <ul style="list-style-type: none">• Expanded Course Offerings• Greater Student Retention• Increasing Options for Non- Traditional Students <p>Phase 1 tasks completed in the 2010-11 pilot year included:</p> <ul style="list-style-type: none">• Hire an Instructional Technologist• Interview process to align districts' instructional goals• Evaluation and summary of major content providers for quality and goal alignment• Centralized processes to acquire courses, enroll students, monitor student progress/success, provide teacher/mentor assistance and professional development, and eliminate as many obstacles as possible (e.g. funding, OEA interaction, etc)• \$74,000 of one-time LESD seed money in the pilot-year to cover costs for provider content• An allocation model of online learning "seats."• End of pilot year "best practices" summary, plus a "findings summary" of costs, successes, and recommended changes.	<table><tr><td>Resolutions Funds:</td><td>\$206,000</td></tr><tr><td>Grants & Contracts:</td><td>80,000</td></tr><tr><td>Total:</td><td>\$286,000</td></tr></table> 	Resolutions Funds:	\$206,000	Grants & Contracts:	80,000	Total:	\$286,000	<p>A highly successful pilot year:</p> <ul style="list-style-type: none">• All sixteen districts participated• Over 500 online course enrollments• Over 70% completion rate countywide• Over \$74,000 contributed from Lane ESD one-time "seed money" to subsidize 75% district online course costs• A Lane ESD produced and delivered online science course for 5th grade TAG, serving over 50 students• A Lane ESD posted a Request for Quotations (RFQ) for "Acquisition of K12 Online Curriculum." The successful outcome of the RFQ was the identification of four providers of K12 online curriculum as affordable, skilled and effective providers of Credit Recovery, Regular, and Advanced Placement (AP) content. The RFQ also produced a 4% discount from the major provider of Regular and AP courses for next year.
Resolutions Funds:	\$206,000							
Grants & Contracts:	80,000							
Total:	\$286,000							

Instructional Technology Services by District
2010-2011

	Participation in OnlineOptions	Utilization of Credit Recovery online courses	Utilization of Regular and AP online courses	total online course enrollments	Percentage of total courses passing
Bethel	✓	24	18	42	63%
Blachly	✓	7	13	20	75%
Creswell	✓		20	20	95%
Crow	✓	7	51	58	77%
Eugene 4J	✓	93	35	128	77%
Fern Ridge	✓	25	28	53	54%
Junction City	✓	2	14	16	50%
Lowell	✓	10	24	34	68%
Mapleton	✓		2	2	100%
Marcola	✓	3	16	19	50%
McKenzie	✓		9	9	50%
Oakridge	✓		5	5	100%
Pleasant Hill	✓	6	1	7	100%
Siuslaw	✓		50	50	77%
South Lane	✓		8	8	0%
Springfield	✓	4	49	53	40%

ADMINISTRATIVE SERVICES

Business Services

Business Office Services

Funding


Lane ESD's Business Office provides services to districts on either a short term or annual basis. Services include:

- payroll;
- accounts payable;
- budget preparation;
- audit preparation;
- financial reporting and management for grants;
- monthly financial reports to boards;
- financial reporting to the Oregon Department of Education.

Districts:	\$68,000
Total:	\$68,000



Equity and Diversity Services

Description	Funding	2010-11 Highlights				
<p>LESD Equity and Diversity services aim to positively impact the current inequitable outcomes according to student race, ethnicity and economic status in achievement, discipline, special education, TAG and graduation rates.</p> <p>Primarily, equity and diversity staff provide support in creating equitable environments and services both internally at LESD and externally within the 16 districts. The equity and diversity specialist co-chairs the LESD Superintendent Equity Advisory Committee; provides professional development and on-going support to administrators, instructional staff and represents LESD on various boards and committees locally and at the state level.</p>	<table><tr><td>ESD Non-Resolution Funds:</td><td>\$75,000</td></tr><tr><td>Total:</td><td>\$75,000</td></tr></table> <div></div>	ESD Non-Resolution Funds:	\$75,000	Total:	\$75,000	<ul style="list-style-type: none">Facilitated year-long all staff professional development to schools in two districts.Initiated and supported district-wide implementation of Positive Behavior Interventions and SupportsCollaborated with two districts serving over 22,000 students to create a comprehensive Cultural Proficiency for Substitute Teacher training program in alignment with current district internal professional development.Delivered curriculum evaluation and equitable instruction skills to almost 200 pre-service teachers in three different colleges.Collaborated with Oregon Department of Education Civil Rights Officer to support 2 districts facing potential violations.In 2010-11 the LESD Equity Specialist served on the Oregon State University Board of Visitors, Northwest Christian University College of Education and School Counseling Consortium, on the steering committee of the Oregon chapter of the National Association of Multicultural Educators, and on the Oregon Department of Education State Assessment Sensitivity Panel; she also represents LESD on the Eugene 4j Equity Committee, the Lane County Inter-agency Diversity and Equity Consortium (IDEC) where she is currently Co-Chair, and the Parenting Hub and Promise Neighborhood grants at United Way of Lane County.
ESD Non-Resolution Funds:	\$75,000					
Total:	\$75,000					


Equity and Diversity Services

2010-11

	Bethel	Blachly	Creswell	Crow	Eugene	Fern Ridge	Junction City	Lowell	Mapleton	Marcola	McKenzie	Oakridge	Pleasant Hill	Siuslaw	South Lane	Springfield	Lane ESD	TOTALS
HOURS																		
Professional Development	24	1	1	1	5		2	1	1	17	3	1	1	5		3	6	72
Equity Assistance	24	1	2	1	51		2		1	7	2	1	1	3		1	123	220
Incident Response	3									12								15
TOTALS	51	2	3	2	56		4	1	2	36	5	2	2	8		4	129	307
EDUCATORS																		
Professional Development	91	1	1	1	27		2	1	1	126	2	1	1	4		3	43	305
Equity Assistance	60	1	1	1	147		2		1	36	2	1	1	2		1	388	644
Incident Response	4									133								137
Instruction/Curriculum Contacts	27			2	86		2		1	14			1				38	171
TOTALS	182	2	2	4	260		6	1	3	309	4	2	3	6		4	453	1257

Other Agencies		University of Oregon	Northwest Christian Univ	Pacific University	Lane Com College	Community Events	City/County
Professional Development	Hours	2				2	8
	Educators	12				6	24
Equity Assistance	Hours	17		3	6	2	22
	Educators	30		9	18	48	26
Class Presentations	Hours	2	4	3			
	Educators	80	46	18			
Instruction/Curriculum Contacts		6	4	6		42	22

The equity specialist represented Lane ESD at 137 events and meetings including component districts, higher education, ODE, state agencies, city and county agencies.

Courier Services				
Description	Funding	2010-11 Highlights		
<p>Lane ESD’s courier services provides an efficient and secure method of moving materials between the ESD, districts and other public agencies. In 2010/11 the following basic services were available to all districts in Lane County:</p> <ul style="list-style-type: none">• A minimum of twice weekly delivery services to all districts, supporting both inter- and intra-district mail delivery for component districts• Secure and confidential delivery of Student Records, including Special Education records• Pick up and delivery of items provided by Lane ESD to component districts including Media Materials (DVDs, models, etc.), portable computer labs and audience response systems,• Movement of specialized equipment for special education classrooms <p>Additional Services</p> <ul style="list-style-type: none">• Daily mail sort and courier preparation for all Eugene school district sites.• Daily courier service to Springfield Administration and four Springfield School sites.	<table><tr><td>Resolution Funds:</td><td>\$103,000</td></tr></table> 	Resolution Funds:	\$103,000	<p>Lane ESD’s courier visited 15 of Lane County’s 16 school districts a total of 1,051 times during the 2010/11 school year.</p> <p>But that doesn’t tell the entire story: For example, each of the 61 visits to Bethel School District represents at least 12 stops (one at each of the district’s schools) for a total of 732 stops within Bethel School District over the course of the year.</p> <p>The services provided to Springfield were a little different. The 1,265 deliveries represent two daily stops at the Springfield District Office and daily stops at 4 outlying elementary schools.</p> <p>For Eugene School District, our courier provided for daily mail sorting and mail preparation for delivery to each of Eugene’s school sites.</p> <p>Additionally, 3,242 student records were securely transferred between Lane County Schools, schools served by Linn-Benton-Lincoln ESD, ESD programs and partner agencies. Based on the average size and weight of a student record package and the cost of U.S. postage for secure delivery, Lane ESD’s Courier Service saved local districts over \$32,095 in 2010/11 for postage alone.</p>
Resolution Funds:	\$103,000			

Courier Services 2010-11

	Bethel	Blachly	Creswell	C-A-L	Eugene	Fern Ridge	Junction City	Lowell	Mapleton	Marcola	McKenzie	Oakridge	Pleasant Hill	Siuslaw	South Lane	Springfield	Partners	LESD Programs	TOTALS
Courier Deliveries	61	56	90	59		60	58	91	60	92	89	91	91	60	93	1265	739	357	3412
Secure Student Record Delivery*	1148	46	192	68	1800	480	272	72	32	76	34	60	158	60	240	1636	98	12	6484
TOTAL	1209	102	282	127	1800	540	330	163	92	168	123	151	249	120	333	2901	837	369	9896

*Secure Student Records transported via Lane ESD Courier reflect pickup and delivery services.

Partners include Harrisburg (secure student record pick-up and delivery), Lane Community College, Lane County Public Libraries, Jasper Mountain Safe Center, Jasper Mountain School, University of Oregon.

LESD Programs include Lane School, Life Skills Classrooms, MLK Education Center.

NOTES: Daily courier delivers to Camp Creek, Goshen, Mohawk, and Walterville Elementary Schools; twice daily service to Springfield School District Administration Office to support services to four outlying elementary schools.

Home Schooling									
Description	Funding		2010-11 Highlights						
<p>Home Schooling is a mandated service in which Lane ESD is responsible for accepting notification from parents or guardians who intend to educate their children at home. Lane ESD:</p> <ul style="list-style-type: none">▪ monitors compliance with home school notification and testing requirements;▪ monitors academic progress;▪ provides detailed bi-monthly reports to districts including compliance and testing information;▪ serves as a primary information resource to parents, students, schools, and districts;▪ maintains home school student records.	<table><tr><td>ESD Non-Resolution Funds:</td><td>\$32,000</td></tr></table>		ESD Non-Resolution Funds:	\$32,000	<ul style="list-style-type: none">▪ A total of 1,650 students were served during the 2010-11 school year. This is an increase in student enrollment of 124 from 2008-09.▪ There were 149 students whose parent-guardian indicated he/she was eligible to receive special education services from their local public school.▪ Registration materials and forms are now available to home school parents on the Lane ESD website.				
ESD Non-Resolution Funds:	\$32,000								
Truancy Services									
Description	Funding		2010-11 Highlights						
<p>Lane ESD provides truancy officers to assist districts in returning truant students to the classroom. Assistance is also provided in referring persistent truancy cases to Lane County Juvenile Court, Services to Children and Families, or for citation for failure to maintain a child in school. This is a state mandated service to districts with less than 1,000 students.</p>	<table><tr><td>ESD Resolution Funds:</td><td>\$35,000</td></tr><tr><td>Districts:</td><td>\$50,000</td></tr><tr><td>Total:</td><td>\$85,000</td></tr></table>		ESD Resolution Funds:	\$35,000	Districts:	\$50,000	Total:	\$85,000	<ul style="list-style-type: none">• 759 referrals for truancy were received in 2010-11. Of these, 66% were first time referrals with the student returning to school without further incident.• Procedures relating to non-attendance/truancy, Oregon Revised Statutes and a referral form are now available to public schools on the Lane ESD website.
ESD Resolution Funds:	\$35,000								
Districts:	\$50,000								
Total:	\$85,000								

Home School Enrollment 2010-11

Bethel	202
Blachly	3
Creswell	73
C-A-L	28
Eugene	534
Fern Ridge	91
Junction City	71
Lowell	23
Mapleton	16
Marcola	18
McKenzie	11
Oakridge	17
Pleasant Hill	43
Siuslaw	56
South Lane	119
Springfield	345
Subtotal	1650
Students Withdrawn	250
Year-End Enrollment	1400

Attendance & Truancy Services 2010-11

Non-Attendance Referrals

Bethel	12
Blachly	2
Creswell	1
C-A-L	34
Eugene	550
Fern Ridge	1
Junction City	7
Lowell	3
Mapleton	0
Marcola	0
McKenzie	2
Oakridge	0
Pleasant Hill	10
Siuslaw	0
South Lane	29
Springfield	108
TOTAL	759

First Referrals: 496
 Second Referrals: 184
 Third Referrals: 54
 Fourth Referrals: 16
 Fifth Referrals: 5
 Sixth Referrals: 2
 Seven Referrals: 2

Of those who were first time referrals, 312 returned to school without further incident (63% return).

Other Truancy Actions Taken

Number of conferences for "Failure to maintain Child in School"	185
Citations issued for "Failure to Maintain Child in School" (\$190 fine)	109
Citations issued for "Failure to Supervise Child" (\$720 fine)	10
Referrals to Juvenile Court for "Students Out of Parental Control"	26
Referrals to Services for Children and Families	7
Trials	17

Local Service Plan Performance Measures 2010 – 2011 Workshop Evaluations

Lane ESD is accountable for providing the services designated in the Local Service Plan. One of the performance measures is the quality of service provided.

The following questions are samples of quality of service measures for a variety of workshops presented at Lane ESD during the 2010-2011 school year.

Those quality-of-service measures are:

- Were the stated goals of the workshop met?
- How useful was the information presented?
- Was the training/activity well organized?
- How likely are you to recommend this workshop to others?
- Did this work give you knowledge/tools useful in your job?
- Does your participation support your district's or school's goals or Continuous Improvement Plan?
- Would you have access to the information provided at the workshop if it were not offered by Lane ESD?
- How will you incorporate the information you learned today?
 - ☐ Classroom Instruction
 - ☐ Lesson Planning
 - ☐ Curriculum Development
 - ☐ Classroom Management
 - ☐ Student/Staff Safety
 - ☐ Student Assessment
 - ☐ District/School Planning
 - ☐ Personal Skills Development
 - ☐ Other _____

Examples of evaluation summaries follow.

Local Service Plan Performance Measures Examples of Workshop Evaluation Summaries

Did this workshop give you knowledge/tools useful in your job?

Answer Options	Response Percent	Response Count
Yes	95.7%	601
No	1.8%	11
Don't Know	2.5%	16
<i>answered question</i>		628
<i>skipped question</i>		27

Does your participation support your district's or school's goals or Continuous Improvement Plan?

Answer Options	Response Percent	Response Count
Yes	84.9%	516
No	2.5%	15
Don't Know	12.7%	77
<i>answered question</i>		608
<i>skipped question</i>		47

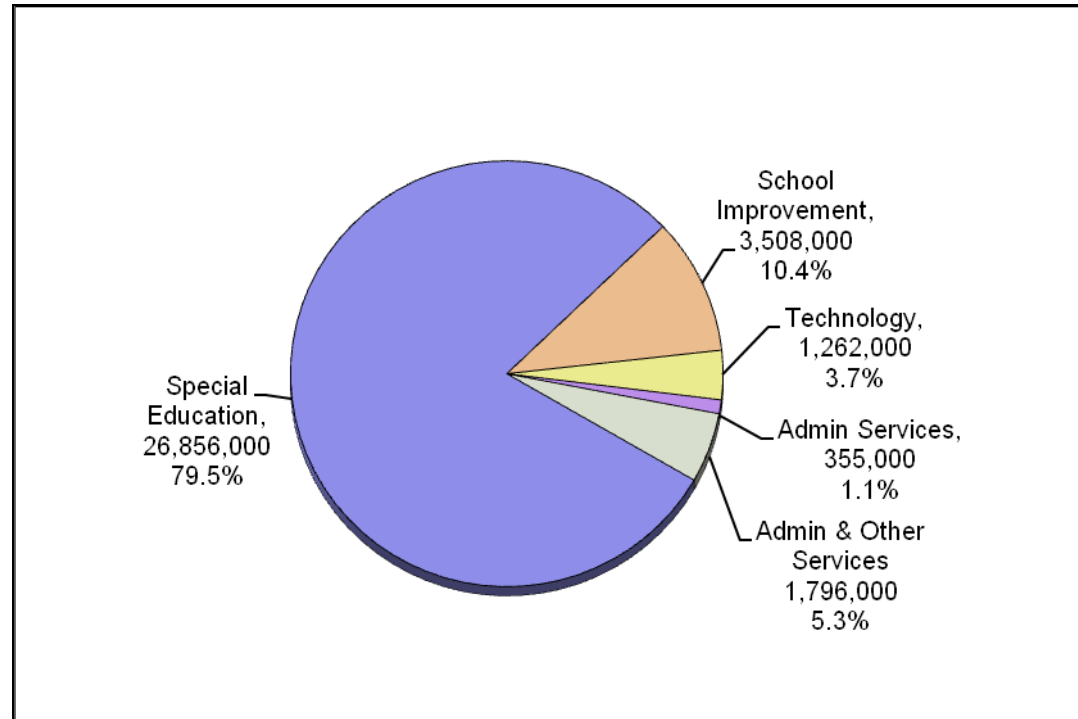
How will you incorporate the information you learned today (check all that apply):

Answer Options	Response Percent	Response Count
Classroom Instruction	70.0%	420
Lesson Planning	58.5%	351
Curriculum Development	52.0%	312
Classroom Management	20.3%	122
Student/Staff Safety	10.5%	63
Student Assessment	42.5%	255
District/School Planning	37.5%	225
Personal Skills Development	32.8%	197
Other	9.3%	56

Select the appropriate response:

Answer Options	yes	no	Response Count
Should this topic be repeated?	131	1	132
Would you like an advanced session on this topic?	4	3	7
Are you interested in more training?	110	20	130
Was the presenter knowledgeable and well prepared?	125	1	126
How would you rate the presenter's responsiveness?	79	2	81

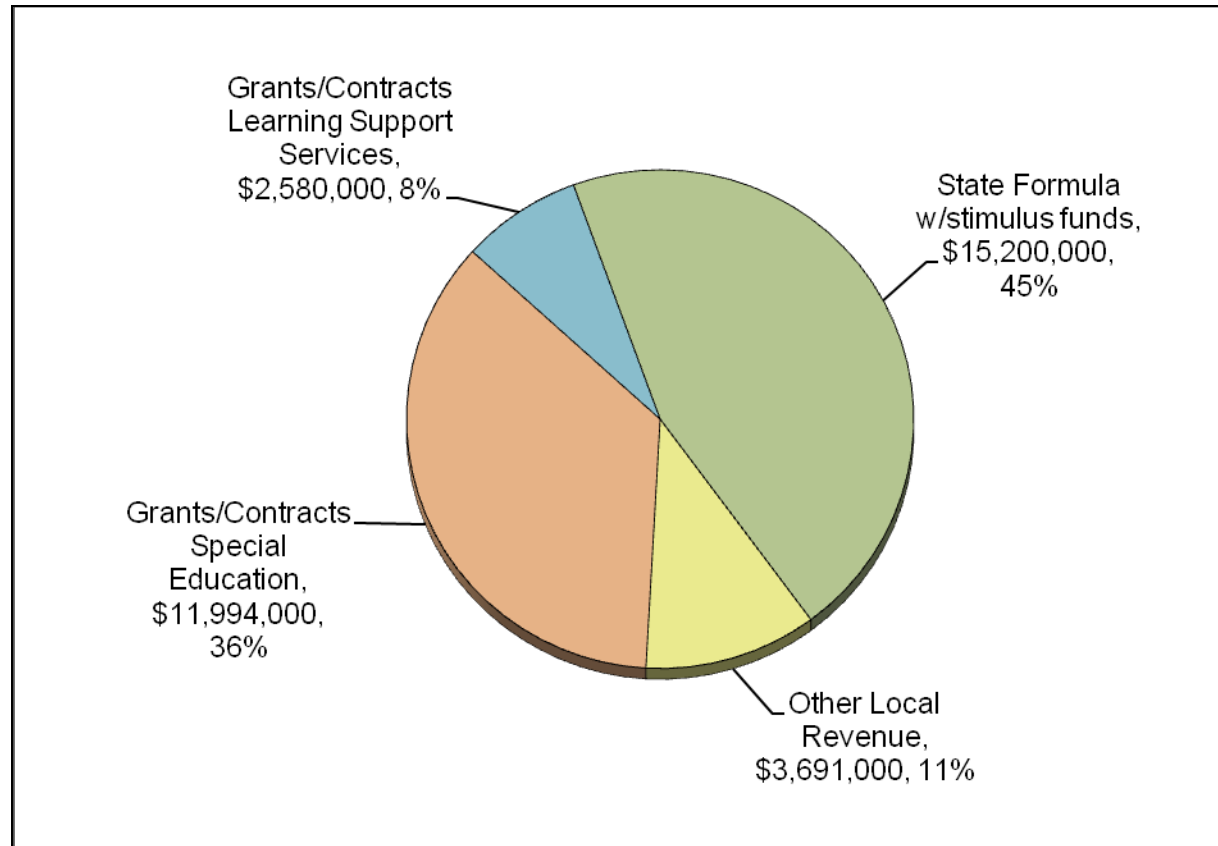
**Revenue & Expense Summary
2010-11 Expenditures
\$33,777,000**



(Includes State School Funds and Grants & Contracts)

By Oregon statute, ESD services must include at least the following: programs for student with special needs, school improvement services, technology, administrative services, and mandated services such as attendance and truancy services. Over the past several years, Special Education expenses have increased to over 79% of total actual expenditures.

**Revenue & Expense Summary
2010-11 Revenues
\$33,465,000**



Lane ESD's annual State School Fund allocation is 4.75% of the County's total State School Fund allocation. By law, ESDs must spend 90% of their State School Fund revenue on services to districts.

For more information about Lane Education Service District
services and programs, please contact:
Barbara McBurnett at Lane ESD
(541) 461-8213
bmcburnett@lesd.k12.or.us

Photos by Cameron Yee, Lane ESD

Web Site: <http://www.lesd.k12.or.us/>