



*Shaping the future:
Supporting excellence in education*

LANE EDUCATION SERVICE DISTRICT

Local Service Plan Report 2009 – 2010



TABLE OF CONTENTS

About Us	3
Service Areas:	
<i>Special Education Overview</i>	5
School Psychology Services	6
Services for Students with Emotional/Behavioral Disabilities	9
Life Skills Education Program	11
Grant in Aid & Other Services	13
<i>School Improvement Overview</i>	18
School Improvement Funds	19
General Education	21
Career & Technical Education	24
Safe Schools/Prevention Services	27
Migrant Education	30
Indian Education	32
Media & Library	35
<i>Technology & Instructional Technology</i>	37
<i>Administrative Services</i>	39
Equity & Diversity Services	40
Courier Services	42
Home School/Truancy Services	44
Performance Measures	47
Revenue & Expense Summary	48

Lane Education Service District

***Shaping the Future
Supporting Excellence in Education***

Equity · Commitment · Leadership · Collaboration · Integrity

Lane Education Service District (ESD) services are mandated by law to include:

- programs for children with special needs
- school improvement services
- technology support
- administrative services and other required services such as home school registration and truancy.

Our services are intended to: improve student learning; enhance the quality of instruction provided to students; assure equitable access to resources; and maximize operational and fiscal efficiencies.

Board of Directors

Joel Robe

Position 1
Eugene – North
Term ends 6/13

Joe Berney

Position 2
Eugene – South
Term ends 6/11

Don Kimball

Position 3
Springfield
Term ends 6/13

Michelle Holman

Position 4
West/North County
Term ends 6/11

Sherry Duerst-Higgins

Position 5
East/South County
Term ends 6/11

Chuck Forster

Position 6
At-Large
Term ends 6/13

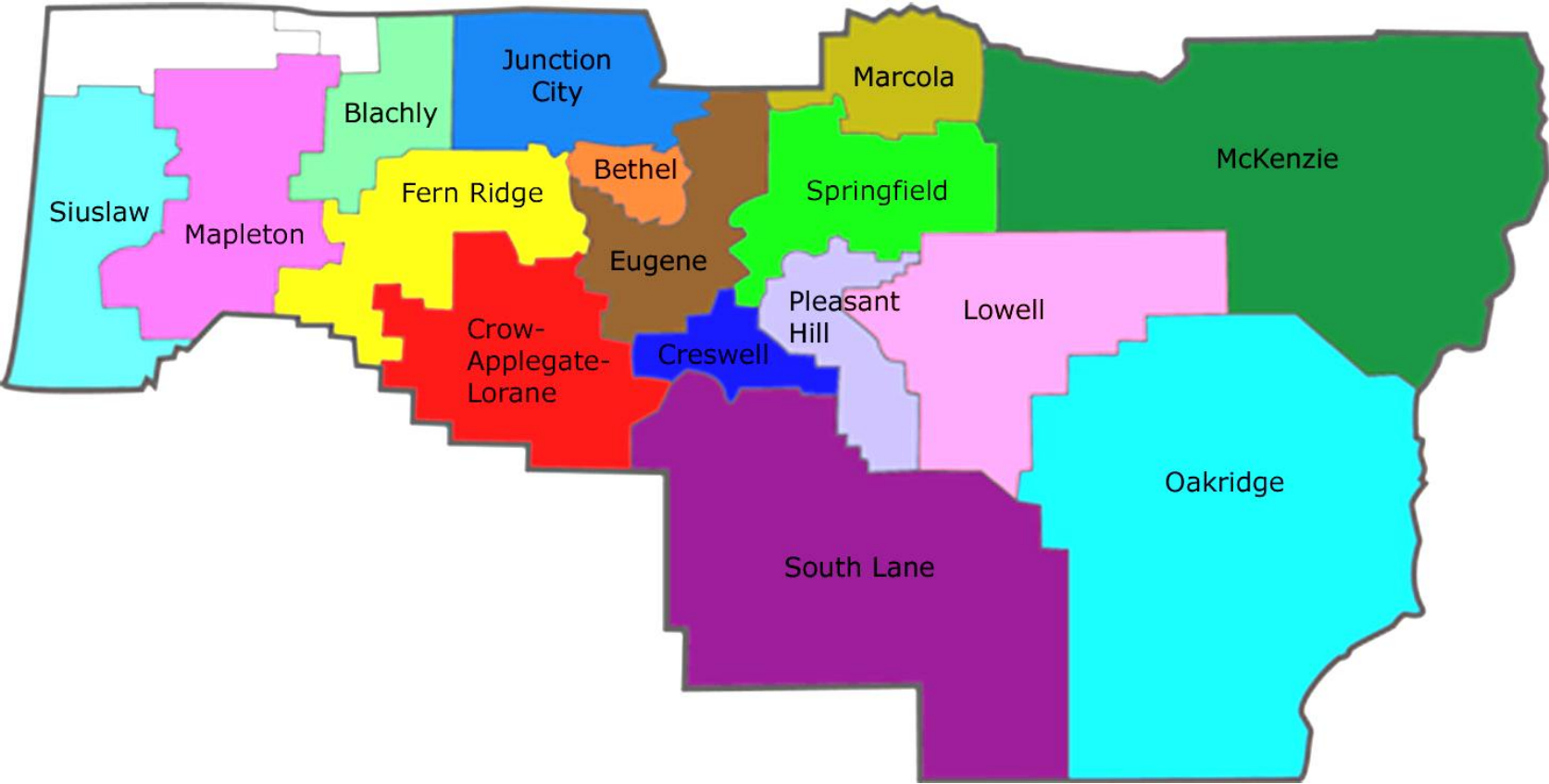
Carol Horne Dennis

Position 7
At-Large
Term ends 6/11


Debbie Egan

Superintendent
Lane ESD


Lane Education Service District
Component School Districts



SPECIAL EDUCATION SERVICES OVERVIEW

Description	Funding	2009-10 Highlights										
<p>Lane ESD’s Special Education services provide component school districts with a regional approach to high-cost and/or specialized services in order to provide students with a comprehensive continuum of support in school.</p> <p>Special Education services include:</p> <ul style="list-style-type: none">• school psychology;• behavioral consultation;• specialized classrooms for students with emotional/behavioral and/or significant cognitive disabilities;• regional, contracted services for students with intensive educational and behavioral support needs. <p>Lane ESD Special Education provides districts with enhanced services related to policies, procedures, and inclusion practices to promote student success.</p>	<table><tr><td>Resolution Funds:</td><td>\$ 9,854,000</td></tr><tr><td>Flex Funds:</td><td>2,891,000</td></tr><tr><td>Grants/Contracts:</td><td>10,673,000</td></tr><tr><td>Districts:</td><td>1,710,000</td></tr><tr><td>Total:</td><td>\$25,128,000</td></tr></table> 	Resolution Funds:	\$ 9,854,000	Flex Funds:	2,891,000	Grants/Contracts:	10,673,000	Districts:	1,710,000	Total:	\$25,128,000	<ul style="list-style-type: none">• Several Special Education Service Area staff presented at the annual Oregon Association of Vocational Special Needs Personnel (OAVSNP) Conference in Hood River. Transition teacher, Dan Crain presented on the bicycle repair shop program he has developed at our Westmoreland campus. Ten students participate in the shop. The program receives unclaimed stolen bikes from the Eugene Police Department. Regional Autism Specialist, Brad Passenger, presented a session entitled “Autism and its Relationship to Transition Planning: School to Where?”• In late October Lane ESD hosted an annual presentation by attorney Andrea Hungerford which addressed updates relative to Special Education case law in Oregon. Directors, school psychologists and others responsible for ensuring procedural compliance in districts are appreciative of this annual training opportunity
Resolution Funds:	\$ 9,854,000											
Flex Funds:	2,891,000											
Grants/Contracts:	10,673,000											
Districts:	1,710,000											
Total:	\$25,128,000											

School Psychology Services

Description	Funding	2009-10 Highlights						
<p>Lane ESD provides school psychology services to all 16 component districts. District priorities determine the range of services provided which may include:</p> <ul style="list-style-type: none">▪ psycho-educational assessments to assist districts in determining student eligibility for special education;▪ development and monitoring of student behavior support plans;▪ consultation with school staff and parents on behavioral and educational concerns;▪ service coordination assistance to district staff, parents and other professionals to ensure student success.	<table><tr><td>Resolution Funds:</td><td>\$ 860,000</td></tr><tr><td>Flex Funds:</td><td>393,000</td></tr><tr><td>Total:</td><td>\$ 1,253,000</td></tr></table> <div></div>	Resolution Funds:	\$ 860,000	Flex Funds:	393,000	Total:	\$ 1,253,000	<p>The School Psychologists:</p> <ul style="list-style-type: none">• conducted 1,354 student assessments for special education services;• participated in 4,157 staffings during the 2009-10 school year, including pre-assessment, eligibility, and placement meetings;• participated in IEP meetings, parent conferences, teacher conferences, and numerous consultations with other professionals.
Resolution Funds:	\$ 860,000							
Flex Funds:	393,000							
Total:	\$ 1,253,000							


School Psychology Services
2009-10

	Bethel	Blachly	Creswell	Crow	Eugene	Junction City	Lowell	Mapleton	Marcola	McKenzie	Oakridge	Pleasant Hill	Siuslaw	South Lane	Springfield	TOTALS
Learning Disabled	9		42	9	83	40	13	1	16	5	19	25	12	60	24	349
Mental Retardation	4		8		8	8	2	1			5	3	4	9	19	67
Emotionally Disturbed	6		10		6	16	1			1	3	5	4	12	10	68
Section 504			1		2	2	1				4		4	14	11	39
Did Not Qualify	10	4	4	6	29	1		3	2	1	9		6	13	12	86
OHI			7	1	15	3					1	4	1	11	3	46
Speech/Language		1		1	53	2					6			9	42	113
Autism	5		8	1	30	9	5	2		2	6	5	5	23	90	186
Other	31		42	1	39	12	6			3	19	9	8	31	230	400
TOTALS	65	5	122	19	265	93	28	7	18	12	72	51	44	182	441	1354
Staffings																
Pre-Assessment	21		98	4	134	15	25	8	10	22	70	5	74	89	171	746
Eligibility/IEP Meetings	81	3	59	11	169	66	26	7	17	26	56	15	41	173	216	966
Placement Meetings	4			6	175	25	2			14	60		11	105	100	502
Other	47				14	14	3			6	69		75	49	312	589
TOTALS	218	8	279	40	757	213	84	22	45	80	327	71	245	598	1240	4157

School Psychology Services – Continued 2009-10

Other Services Provided to Districts	Bethel	Blachly	Creswell	Crow	Eugene	Junction City	Lowell	Mapleton	Marcola	McKenzie	Oakridge	Pleasant Hill	Siuslaw	South Lane	Springfield
Individual Counseling	*				*	*	*			*	*		*	*	*
Group Counseling											*			*	
Other Counseling					*		*			*	*		*	*	*
Construction of Behavior Management Plan	*				*	*	*			*	*		*	*	*
Monitoring of Behavior Management Plan	*				*		*			*	*		*	*	*
Classroom Observations	*	*	*	*	*	*	*	*	*	*	*	*	*	*	*
Parent Conferences		*	*	*	*	*	*	*	*	*	*	*	*	*	*
Teacher Conferences		*	*	*	*	*	*	*	*	*	*	*	*	*	*
Administrator/SPED Coordinator Consult		*	*	*	*	*	*	*	*	*	*	*	*	*	*
Building-Level Consultation		*	*	*	*	*	*	*	*	*	*	*	*	*	*
Consultation with other Professionals	*	*	*	*	*	*	*	*	*	*	*	*	*	*	*
File Review (3-year Eligibility)	*	*	*	*	*	*	*	*	*	*	*	*	*	*	*
File Review (Non-SPED)	*	*	*	*	*	*	*	*	*	*	*		*	*	*
Creation of Transition List	*	*	*		*		*			*	*				


Services for Students with Emotional / Behavioral Disabilities

Description	Funding	2009-10 Highlights								
<p>Services for Students with Emotional / Behavioral Disabilities involve two primary services: a behavioral consultation program and the Lane School program.</p> <p>Behavior Consultation</p> <p>Behavior Consultants provide in-service training / consultation to districts for behavior / classroom management, and strategies for working with emotional/behavioral disabilities.</p> <p>The Lane School Program</p> <p>Lane School is a structured behavior and academic program for students in K-8 grade who experience significant behavioral, social, and academic difficulties. It is located at Lane ESD's Westmoreland Campus and at two satellite classrooms. Students typically attend Lane School for about 18 months before returning to their school of residence or other alternative education program.</p>	<table><tr><td>Resolution Funds:</td><td>\$ 1,548,000</td></tr><tr><td>Flex Funds:</td><td>693,000</td></tr><tr><td>Districts:</td><td>72,000</td></tr><tr><td>Total:</td><td>\$ 2,313,000</td></tr></table> <div></div>	Resolution Funds:	\$ 1,548,000	Flex Funds:	693,000	Districts:	72,000	Total:	\$ 2,313,000	<p>Behavior Consultation Services:</p> <ul style="list-style-type: none">▪ served 323 students in 10 districts;▪ participated in 5278 conferences to assist in student success;▪ participated in 859 student evaluations;▪ assisted with the development of behavioral management plans for 232 students experiencing behavioral challenges. <p>The Lane School Program:</p> <ul style="list-style-type: none">▪ served 68 students from 12 districts;▪ Nine students graduated from the program in 2009-10 year.▪ Served as a statewide training site for teaching social skills to students with Autism Spectrum Disorder.▪ Created Health and Fitness classes with Eugene Parks and Recreation.
Resolution Funds:	\$ 1,548,000									
Flex Funds:	693,000									
Districts:	72,000									
Total:	\$ 2,313,000									

Services for Students with Emotional / Behavioral Disabilities
2009-10

LANE SCHOOL PROGRAM	Bethel	Blachly	Creswell	Crow	Eugene	Fern Ridge	Junction City	Lowell	Mapleton	Marcola	McKenzie	Oakridge	Pleasant Hill	Siuslaw	South Lane	Springfield	TOTALS
# of Students at Lane School and K – 3 ESD Classrooms	10	0	11	1	10	9	1	4	0	0	1	2	4	0	12	3	68
CONSULTATION SERVICES																	
# of Students Served	0	20	52	17	0	48	0	21	9	0	20	55	25	0	56	0	323
Staffings/Meetings	0	38	117	19	0	62	0	56	32	0	53	54	26	0	89	0	546
In-service Presentations	0	0	2	0	0	2	0	0	3	0	4	0	0	0	1	0	12
Conferences (teachers, parents, students, assistants, administrators)-15 minutes or more	0	266	1114	325	0	1103	0	436	12	0	0	900	220	0	902	0	5278
Evaluations	0	1	43	42	0	16	0	18	3	0	5	510	175	0	46	0	859
Local Agency Liaison	0	13	18	3	0	14	0	27	3	0	8	12	9	0	31	0	138
Program Development	0	3	21	17	0	34	0	35	5	0	6	45	21	0	45	0	232
TOTALS	0	321	1315	406	0	1231	0	572	58	0	76	1521	451	0	1114	0	7065

Life Skills Education Program

Description	Funding	2009-10 Highlights								
<p>The Life Skills Education Program provides a regional, cost-effective approach to serving students with moderate to severe / profound disabilities. Classrooms for students in kindergarten through grade 12 are located in schools throughout Lane County. Students ages 19-21 are served in Transition Classrooms located in community facilities. Life Skills Education consultants and educational assistants also serve students in three rural districts.</p> <p>Kindergarten to grade 12 services:</p> <ul style="list-style-type: none">are highly individualized instruction in functional academics, daily living skills, and social / communication skills;provide classroom inclusion support;provide vocational training and community opportunities for secondary students. <p>Transition Classes:</p> <ul style="list-style-type: none">provide instruction in independent living skills to help students transition to adulthood;allow students to explore community college classes, public transportation, leisure and recreation opportunities, apartment living, and employment opportunities.	<table><tr><td>Resolution Funds:</td><td>\$ 7,407,000</td></tr><tr><td>Flex Funds:</td><td>1,648,000</td></tr><tr><td>Districts:</td><td>1,572,000</td></tr><tr><td>Total:</td><td>\$10,627,000</td></tr></table> 	Resolution Funds:	\$ 7,407,000	Flex Funds:	1,648,000	Districts:	1,572,000	Total:	\$10,627,000	<p>The Life Skills Education Program served an average of 311 students during the 2009-10 school year and included the following highlights.</p> <ul style="list-style-type: none">A research study was conducted in several Life Skills classrooms by a University of Oregon doctoral student examining literacy instruction for students with low incidence disabilities who may use augmentative or alternative communication. This study involved implementation of the Early Literacy Skill Builders (ELSB) curriculum which incorporates research-based reading practices. Subsequently, all of the life skills elementary teachers received training and implementation support of the curricula via discussion board, coaching/observation and several follow-up meetings.Lane ESD's Life Skills Education Program was once again the recipient of the ODE's Learn & Serve grant. We received \$45,000 over three years for the Happy Friends Baking Company to donate breakfast bars to Food for Lane County and mentor other districts with Person-Centered-Planning. We also launched the Green Friends Gardening Project at Churchill High School.
Resolution Funds:	\$ 7,407,000									
Flex Funds:	1,648,000									
Districts:	1,572,000									
Total:	\$10,627,000									

Life Skills Education Program
2009-10

	Bethel	Blachly	Creswell	C-A-L	Eugene	Fern Ridge	Junction City	Lowell	Mapleton	Marcola	McKenzie	Oakridge	Pleasant Hill	Siuslaw	South Lane	Springfield	TOTALS
September	41	0	9	3	105	18	11	3	1	0	0	4	8	14	19	73	309
October	41	0	8	3	105	18	11	3	1	0	0	5	8	14	17	75	309
November	42	0	9	3	102	18	11	3	1	0	0	5	8	14	16	73	305
December	43	0	9	3	104	18	11	3	1	0	0	5	8	14	17	73	309
January	44	0	10	3	100	18	12	3	1	0	0	5	9	13	17	76	311
February	43	0	11	3	102	18	11	3	1	0	0	5	9	15	16	75	312
March	43	0	11	3	103	18	10	3	1	0	0	5	9	15	19	75	315
April	43	0	11	3	103	18	10	3	1	0	0	5	10	15	19	74	315
May	45	0	11	3	101	18	10	3	1	0	0	5	9	14	19	74	313
June	43	0	11	3	99	18	10	3	1	0	0	5	9	14	19	74	309
AVERAGE ENROLLMENT	43	0	10	3	102	18	11	3	1	0	0	5	9	14	18	74	311

Grants in Aid & Other Special Education Programs

Early Intervention / Early Childhood Special Education (EI/ECSE)

Early Intervention/Early Childhood Special Education – Lane ESD sub-contracts with the University of Oregon’s Early Childhood Consultation Assessment Referral and Evaluation Services [EC CARES] to provide coordination of services to all eligible preschool children with disabilities (birth to age five) and their families.

Lane Regional Program

Regional Low Incidence Program – Lane ESD is the Contractor for Regional Program Services for children who have low-incidence disabilities: visual impairment (VI), deaf / hard of hearing (DHH), deaf/blindness (DB), severe orthopedic impairment (OI), Autism spectrum disorder (ASD), and traumatic brain injury (TBI). Lane ESD subcontracts with Eugene 4J for the following services: VI; DHH; DB; OI; and, TBI.

ARRA funds supported Lane County districts in expanding opportunities for students with low incidence disabilities including, autism spectrum disorder (ASD), vision impairments, deaf/hard of hearing, deaf/blindness, severe orthopedic impairments, and traumatic brain injury. Examples include: assistive technology, software, updating of the augmentative and alternative communication device loaning library, curricula, specialized equipment & materials, expansion of the ASD lending library, professional development and assessment tools.

Fee-based Special Education Programs

Martin Luther King, Jr. Education Center The Department of Labor renewed funding for the grant it awarded in 2008 to the Department of Youth Services, with whom Lane ESD co-operates the MLK, Jr Ed Center for adjudicated youth. The supplemental funding allowed us to once again offer a 4-week summer program at no cost to districts. We were also able to retain most of the additional teaching staff that we added the previous year which allowed us to provide a broader curriculum.

Augmentative Communication Services (AC) Specialists assist in evaluating and providing intervention for students with severe communication disorders.

Speech Services are provided to several Lane County districts through a contract with Lane ESD for a part-time Speech Language Pathologist (SLP), which is a difficult to fill position.

Direction Service is a non-profit agency that provides information and referral services to parents and districts regarding services for students with disabilities. Direction Service coordinates the delivery of services to families who have children with disabilities. Direction Service reduces family stress, confusion, frustration, and isolation as well as reduces the lifetime service costs to children with disabilities; and encourages an informed partnership between families and schools to optimize student learning.

Early Intervention / Early Childhood Special Education
2009-10

	Bethel	Blachly	Creswell	C-A-L	Eugene	Fern Ridge	Junction City	Lowell	Mapleton	Marcola	McKenzie	Oakridge	Pleasant Hill	Siuslaw	South Lane	Springfield	TOTALS
Children Served	166	1	42	3	397	44	45	12	3	1	4	21	11	42	82	356	1230

Lane Regional Program
2009-10

SERVICES	Bethel	Creswell	C-A-L	Eugene	Fern Ridge	Junction City	Lowell	Marcola	McKenzie	Oakridge	Pleasant Hill	Siuslaw	South Lane	Springfield	EC Cares	TOTALS
Orthopedic Impairment	7	3	1	21	3	3	0	0	0	0	1	5	4	13	16	77
Vision Impairment	5	2	2	13	2	4	0	0	0	0	0	3	3	13	13	60
Deaf / Hard of Hearing	5	0	1	21	0	0	0	1	0	0	0	3	3	13	21	68
Deaf/Blind	0	0	0	1	0	0	0	0	0	0	0	2	0	3	0	6
Autism Spectrum Disorders	22	22	2	48	22	23	3	1	2	8	10	19	9	21	59	271
TOTALS	39	27	6	104	27	30	3	2	2	8	11	32	19	63	109	482

Other Special Education Services
2009-10

	Bethel	Crow-Applegate-Lorane	Creswell	Eugene	Fern Ridge	Junction City	Lowell	Marcola	McKenzie	Oakridge	Pleasant Hill	South Lane	Springfield	TOTALS
MLK Education Center # of Students Served	22	1	1	24	2	1	0	1	2	3	1	3	13	74
Augmentative Communication # of Students Served	0	0	4	12	1	3	0	0	0	0	1	1	12	34
Speech Services (FTE)	0	0	0	0	0	0	.5	.2	.2	0	0	0	0	.9 FTE


Direction Service – Table 1
Clients referred during 2009-10

	Bethel	Blachly	Creswell	Eugene	Fern Ridge	Junction City	Lowell	McKenzie	Oakridge	Pleasant Hill	South Lane	Springfield	TOTALS
Emotional Handicap	4	1	0	13	0	0	0	0	0	0	0	8	26
Other Health Impaired	0	0	1	8	0	1	0	0	0	0	2	1	13
Hearing Impaired	0	0	0	3	1	0	1	0	0	0	1	2	8
Learning Disability	2	0	2	9	0	1	1	0	0	1	1	3	20
Mentally Retarded	1	0	0	3	0	0	1	0	0	0	0	1	6
Traumatic Brain Injury	1	0	0	2	0	0	0	0	0	0	1	0	4
Orthopedic Impairment	2	0	1	1	0	0	0	0	0	0	0	0	2
ADD / ADHD	1	0	0	9	0	4	0	1	1	0	2	12	30
Speech/Lang. Disorder	0	0	0	9	0	0	0	0	0	0	0	3	12
Visually Impaired	0	0	0	0	0	0	0	0	0	0	0	0	0
Suspected Handicap	1	0	0	14	0	1	1	0	0	0	3	5	24
Autism	2	0	2	26	2	0	1	0	2	0	1	7	43
Developmental Disability	1	0	0	4	0	0	0	0	0	0	0	0	5
TOTALS	13	1	6	101	3	7	4	1	3	1	11	42	193

Direction Service – Table 2
Clients referred *prior* to July 1, 2009 and received services in 2009-10

	Bethel	Blachly	Creswell	Eugene	Fern Ridge	Junction City	Lowell	Marcola	McKenzie	Oakridge	Pleasant Hill	South Lane	Springfield	TOTALS
Emotional Handicap	14	0	4	36	4	4	2	1	0	1	1	3	23	93
Other Health Impaired	4	0	0	13	3	0	1	0	0	0	0	0	15	36
Hearing Impaired	1	0	0	4	0	0	0	0	0	0	0	0	8	13
Learning Disability	15	2	5	35	5	8	3	0	1	2	0	6	18	100
Mentally Retarded	0	0	1	9	0	0	0	0	0	1	0	0	4	15
Traumatic Brain Injury	0	0	0	3	0	1	0	0	0	0	0	0	1	5
Orthopedic Impairment	0	0	0	7	0	0	0	0	0	0	0	0	5	12
ADD / ADHD	6	0	3	11	2	4	0	0	0	1	1	2	7	37
Speech/Lang. Disorder	3	1	0	3	0	0	0	0	0	0	0	0	5	12
Visually Impaired	0	0	0	0	0	0	0	0	0	0	0	1	1	2
Suspected Handicap	2	0	1	7	1	0	0	0	0	0	0	0	6	17
Autism	15	1	5	37	7	10	1	0	0	2	2	6	17	103
Developmental Disability	1	0	0	4	0	0	0	0	0	0	0	0	2	7
TOTALS	61	4	19	169	22	27	7	1	1	7	4	18	112	452

SCHOOL IMPROVEMENT OVERVIEW

Description	Funding	2009-10 Highlights										
<p>School Improvement (SI) services provide a wide range of professional development, technical assistance, and on-going support to teachers, administrators, and other school staff to implement effective, evidence-based programs and research instructional best-practices to enhance academic success for all students.</p> <p>SI Specialists and staff provide:</p> <ul style="list-style-type: none">• general education services in curriculum content, curriculum alignment, teaching and classroom strategies;• regional facilitation and support in career & technical education for high schools;• coordination of prevention programs to improve school climate and enhance academic achievement;• instructional support for students eligible for migrant education and English Language-learning students.	<table><tr><td>Resolution Funds:</td><td>\$ 948,000</td></tr><tr><td>Flex Funds:</td><td>34,000</td></tr><tr><td>Districts:</td><td>146,000</td></tr><tr><td>Grants & Contracts:</td><td>2,526,000</td></tr><tr><td>Total:</td><td>\$3,654,000</td></tr></table> 	Resolution Funds:	\$ 948,000	Flex Funds:	34,000	Districts:	146,000	Grants & Contracts:	2,526,000	Total:	\$3,654,000	<p>School Improvement Funds provided planning, technical support, and workshops for over 5,000 educators and 22,846 hours in the areas of:</p> <ul style="list-style-type: none">• Continuous Improvement;• Effective School Practices Network;• Response To Intervention;• Teaching Learning Connections;• Data Driven Decision Making;• Data Teams;• Making Standards Work;• Systems Accountability;• General Education;• Career and Technical Education;• Prevention Services;• English Language Learners. <p>Tables detailing School Improvement services by district follow each section.</p> <p>A comprehensive table of SI programs is located at the end of the SI section.</p>
Resolution Funds:	\$ 948,000											
Flex Funds:	34,000											
Districts:	146,000											
Grants & Contracts:	2,526,000											
Total:	\$3,654,000											



**School Improvement Funds (SIF) – Services to Districts
2009 – 2010**

In June 2007, the Oregon Legislative Assembly adopted Senate Bill 318, which requires the Department of Education (ODE) to award School Improvement Fund (SIF) grants to school districts, education service districts, as well as the Youth Corrections and Juvenile Detention education programs for activities resulting in increases in student achievement.


Lane ESD provides direct services to districts for eligible activities. Eligible activities include the following menu items:

1. Early childhood support including establishing, maintaining, or expanding quality prekindergarten programs and full-day kindergarten programs;
2. Class size reduction with an emphasis on the reduction of kindergarten through grade three class sizes;
3. Increases in instructional time including summer programs and before / afterschool programs;
4. Mentoring, teacher retention, and professional development;
5. Remediation, alternative learning, and student retention;
6. Services to at-risk youth;
7. Programs to improve a student achievement gap between student groups identified by culture, poverty, language or race, and other student groups;
8. Vocational education programs;
9. Literacy programs;

The following table indicates the distribution of activities funded.

School Improvement Funds (SIF) - Services to Districts
2009-2010

	Bethel	Blachly	Creswell	Crow	Eugene	Fern Ridge	Junction City	Lowell	Mapleton	Marcola	McKenzie	Oakridge	Pleasant Hill	Siuslaw	South Lane	Springfield	Other	TOTALS
HOURS																		
Continuous Improvement Plan	3	138	408	59	3	3	5	78	92	71	3	24	159	31	24	3	231	1,335
Effective School Practices Network	1	1	48	25	4	4	29	74	1	26	27	63	28	28	1	2	44	402
Data Teams	108	4	714	16		12	32	237			29		18		8	12	627	1,817
SIF Support	302	104	627	90	146	30	221	144	132	110	46	89	188	109	209	57	1,570	4,171
TOTALS	414	247	1,797	190	153	49	287	533	225	207	105	176	393	168	242	74	2,472	7,728
EDUCATORS																		
Continuous Improvement Plan	3	24	64	11	6	3	4	14	16	13	3	6	45	7	6	4	7	236
Effective School Practices Network	1	1	19	10	4	2	11	24	1	10	10	20	11	10	1	2	19	156
Data Teams	32	1	288	5		4	8	66			6		8		2	6	111	537
SIF Support																		
TOTALS	82	44	637	45	37	17	67	131	39	45	32	46	104	39	42	24	405	1,836

General Education								
Description	Funding	2009-10 Highlights						
<p>General Education Services assist districts in implementing research-based practices that address academic standards to ensure a quality education for all students.</p> <p>General Education Specialists conduct professional development workshops and provide on-site technical assistance to teachers in curriculum, instruction, and assessment.</p> <p>Professional Development Specialists provide consultation and workshops to districts. Specialists coordinate and provide content workshops for school staff on-site and at the ESD. Professional development is based on data analysis and best practices with the goal of supporting academic content and curriculum alignment. Specialists also work with teachers on unit and lesson planning.</p> <p>Technical Assistance Specialists work with districts to analyze data, review best practices, and plan implementation strategies for improving student achievement.</p>	<table><tr><td>Resolution Funds:</td><td>\$ 420,000</td></tr><tr><td>Grants & Contracts:</td><td>1,220,000</td></tr><tr><td>Total:</td><td>\$1,640,000</td></tr></table> <div></div>	Resolution Funds:	\$ 420,000	Grants & Contracts:	1,220,000	Total:	\$1,640,000	<p>General Education Specialists provided over 8,600 hours of professional development and 4,362 hours of technical assistance in the areas of curriculum, teaching strategies, model lessons, graduate credit courses, and statewide scoring opportunities to educators and administrators in all 16 school districts</p> <p>Teaching American History - Legacies (TAH) grant, involving 40 teachers in 12 districts completed a successful second year. TAH teachers participated in a summer institute as well as workshops throughout the year. Participants will help local museums and historic sites develop sustainable history education programs that will be useful in schools and strengthen community history education outreach efforts.</p> <p>Lane ESD hosted a county-wide science fair and provided support to districts on math and science adoption in partnership with the media department. School Improvement partnered with the University of Oregon to start CLAST – Center for Lane Active-Learning of Science and Technology and supported LCC on GEOSTAC - Geospatial Teaching Across the Curriculum.</p>
Resolution Funds:	\$ 420,000							
Grants & Contracts:	1,220,000							
Total:	\$1,640,000							

General Education – Professional Development 2009-2010

	Bethel	Blachly	Creswell	Crow	Eugene	Fern Ridge	Junction City	Lowell	Mapleton	Marcola	McKenzie	Oakridge	Pleasant Hill	Siuslaw	South Lane	Springfield	Other	TOTALS
HOURS																		
Language Arts*	113				394		65	128			223	60		364	431		558	2,335
Math	6	2	6	6	24	34	12	4	2				6	285	90	2	24	503
Science	6		242	2	24	8	17	2	10			88		40	2	4	96	541
Social Science	112	56	112	112	336	56	224		56			168		224	112	504		2,072
CIP Support	3	99	3	59	3	3	3	78	92	71	3	24	63	31	24	3	49	611
Data Support																	210	210
PSU - Credit Courses	613	3	54	52	314	116	247	2	32	35			54	18	146	153	562	2,400
TOTALS	852	160	417	231	1,095	217	568	214	192	106	226	340	123	962	805	666	1,499	8,671
EDUCATORS																		
Language Arts*	75				91		40	45			33	15		52	150		154	655
Math	3	1	3	3	8	17	6	2	1				3	123	17	1	12	200
Science	3		55	1	12	4	9	1	5			38		20	1	2	18	169
Social Science	8	4	8	8	24	4	16		4			12		16	8	36		148
CIP Support	2	16	2	10	2	2	2	13	15	12	2	5	17	6	5	2	7	120
Data Support																	30	30
PSU - Credit Courses	99	1	12	8	106	51	55	1	4	5			5	2	22	22	94	487
TOTALS	190	22	80	30	243	78	128	62	29	17	35	70	25	219	203	63	315	1,809

Other includes: Private Schools, Lane Community College, University of Oregon, Community Agencies, and Lane ESD staff.


*includes Statewide Writing Assessment

General Education – Technical Assistance 2009-2010

	Bethel	Blachly	Creswell	Crow	Eugene	Fern Ridge	Junction City	Lowell	Mapleton	Marcola	McKenzie	Oakridge	Pleasant Hill	Siuslaw	South Lane	Springfield	Other	TOTALS
HOURS																		
After School – Project Act							161				221	207						589
Language Arts	11				100		68	8			78	103		144	27	3	10	551
Math	6	2				4	10		26	1	15			48	100		6	218
Science	18	25	65	151	377	15	26	35	20	2	203	24	140	37	34	33	18	1,223
Social Science	2		7	9	25		9		1			10		4	14	42		121
TAG	12		14		93	2	12			3			3		2	6	32	177
CIP Support		39	405				2						96					542
Data Support	116	4	294	26		12	22	304	8	11	38	42	36	9	8	12		942
TOTALS	165	70	784	186	595	33	309	347	55	17	555	385	275	242	185	95	66	4,362
EDUCATORS																		
After School – Project Act							50				67	65						182
Language Arts	8				43		45	4			16	25		21	19	1	5	187
Math	2	1				1	4		9	1	3			20	19		2	62
Science	9	15	19	39	88	5	13	16	11	2	43	11	34	11	16	7	8	347
Social Science	2		8	10	17		9		1			8		4	14	33		106
TAG	8		9		62	1	8			2			2		1	4	21	118
CIP Support		7	61				1						27					96
Data Support	34	1	142	9		4	7	86	2	4	9	12	14	3	2	6		335
TOTALS	63	24	239	58	210	11	137	106	23	9	138	121	77	59	71	51	36	1,433

Other includes: Private Schools, Lane Community College, University of Oregon, Community Agencies, and Lane ESD staff.

Career and Technical Education

Description	Funding	2009-10 Highlights								
<p>Career and Technical Education (CTE) staff provides leadership and services to districts for students to enhance 21st century technical skills, career exploration, and successful transition to work or extended schooling.</p> <p>LESD Specialists and staff provides technical assistance to instructors, counselors, and administrators on:</p> <ul style="list-style-type: none">• innovative curriculum;• employment preparation;• alignment with secondary graduation requirements;• services to reduce duplication given limited resources. <p>CTE Specialists and staff facilitate partnerships between area colleges and districts to address alternative learning options for students to obtain college and/or high school credit.</p> <p>Career Counseling and Guidance Staff works to enhance community and college partnerships for career exploration, workplace readiness, and technical skill development.</p>	<table><tr><td>Resolution Funds:</td><td>\$ 113,000</td></tr><tr><td>Flex Funds:</td><td>34,000</td></tr><tr><td>Grants & Contracts:</td><td>694,000</td></tr><tr><td>Total:</td><td>\$ 841,000</td></tr></table> 	Resolution Funds:	\$ 113,000	Flex Funds:	34,000	Grants & Contracts:	694,000	Total:	\$ 841,000	<p>The “Career Focus” website was launched to support Lane County Career Technical education staff and counselors. It includes information about Career pathways, Program of Study Applications, and current CTE research information. A calendar of teacher activities and student event information is maintained on the main page to inform educators about regional work experiences which help prepare youth to succeed in the classroom, college and the job.</p> <p>Lane ESD staff facilitates the national Math-In-CTE Program, an innovative professional development project created by The National Research Center for Career and Technical Education.</p> <p>Math-in-CTE pairs a CTE teacher with a high school math teacher to explicitly teach and reinforce math concepts in the given career field. Lane County has trained over 30 Math and CTE instructors who participated in the program with outcomes including higher math test scores and improved workplace readiness.</p> <p>Lane ESD’s 2010 Lane County Youth Career Fair broke a record for student participation. Over 1,156 students from high schools in Lane County spent the day learning about careers, attending career information workshops, mock interviews. Over 71 businesses participated to help students gain awareness of careers and post-secondary education opportunities.</p>
Resolution Funds:	\$ 113,000									
Flex Funds:	34,000									
Grants & Contracts:	694,000									
Total:	\$ 841,000									

Career & Technical Education - Professional Development **2009-2010**

	Bethel	Blachly	Creswell	Crow	Eugene	Fern Ridge	Junction City	Lowell	Mapleton	Marcola	McKenzie	Oakridge	Pleasant Hill	Siuslaw	South Lane	Springfield	Other*	TOTALS
HOURS																		
School to Career Development																	182	182
Career Technical Education	341		20	88	261	100	109			8	15		20	147	302	345	344	2,100
TOTALS	341		20	88	261	100	109			8	15		20	147	302	345	526	2,282
EDUCATORS																		
School to Career Development																	26	26
Career Technical Education	59		5	16	54	16	19			2	3		5	21	56	66	53	375
TOTALS	59		5	16	54	16	19			2	3		5	21	56	66	79	401


*Other includes: Private Schools, Lane Community College, University of Oregon, Community Agencies, and Lane ESD staff.

Career & Technical Education - Technical Assistance
2009-2010

	Bethel	Blachly	Creswell	Crow	Eugene	Fern Ridge	Junction City	Lowell	Mapleton	Marcola	McKenzie	Oakridge	Pleasant Hill	Siuslaw	South Lane	Springfield	Other	TOTALS
HOURS																		
School to Career Development					24	10										10	38	82
Career Technical Education	95		28	64	119	26	44		2		17			58	66	119	321	959
Career Fair					6							7					6	19
TOTALS	95		28	64	149	36	44		2		17	7		58	66	129	365	1,060
EDUCATORS																		
School to Career Development					12	5										5	19	41
Career Technical Education	23		8	17	27	8	13		1		6			15	18	30	89	255
Career Fair					6							7					6	19
TOTALS	23		8	17	45	13	13		1		6	7		15	18	35	114	315

Other includes: Private Schools, Lane Community College, University of Oregon, Community Agencies, and Lane ESD staff.

Safe Schools / Prevention Services

Description	Funding	2009-10 Highlights								
<p>The primary focus of Safe Schools and Prevention Services is to strengthen and promote academic success by enhancing positive student behavior, health, and well being. A continuum of services is provided to address individual student level concerns to school-wide issues of culture and climate.</p> <p>Professional Development Prevention Specialists bring expertise to systems change and program implementation in the areas of positive behavior support, school climate, tragedy response, substance abuse, and violence prevention.</p> <p>Model Programs The Prevention Services team assists schools to implement nationally recognized model programs including: Reconnecting Youth, Positive Behavior Support, and Second Step.</p> <p>Community Connections Prevention Specialists support districts’ partnerships with a variety of agencies including Lane County Health and Human Services, Lane County Department of Youth Services, Lane County Coalition to Prevent Substance Abuse, and the University of Oregon.</p>	<table><tr><td>Resolution Funds:</td><td>\$ 67,000</td></tr><tr><td>Districts:</td><td>146,000</td></tr><tr><td>Grants & Contracts:</td><td>50,000</td></tr><tr><td>Total:</td><td>\$263,000</td></tr></table> <div></div>	Resolution Funds:	\$ 67,000	Districts:	146,000	Grants & Contracts:	50,000	Total:	\$263,000	<p>Staff provided training and coordination of services to 16 participating school districts serving 1,994 identified homeless students through the McKinney-Vento Project.</p> <p>In addition to comprehensive staff development, staff and districts determined the next steps for sustaining Positive Behavior System in schools. An Oregon PBS grant was received which focused on creating district systems to strengthen PBS implementation.</p> <p>Prevention staff coordinated a network of districts to prepare for and address readiness plans for tragedies and emergencies.</p> <p>My Future, My Choice is a comprehensive sexuality education curriculum. It meets the requirements of HB 2509 to provide age-appropriate sexuality education as an integral part of the health education curriculum. The ten-part education series aims to provide middle school students with tools to resist social and peer pressure to become sexually involved before they are ready.</p> <p>The ESD provides Child Development Specialists (CDS) to 2 school districts on a fee-for-service basis. CDS's function as part of an elementary school team as outlined in the assigned district's Comprehensive Counseling and Guidance Program.</p>
Resolution Funds:	\$ 67,000									
Districts:	146,000									
Grants & Contracts:	50,000									
Total:	\$263,000									

Prevention - Professional Development
2009-2010

	Bethel	Blachly	Creswell	Crow	Eugene	Fern Ridge	Junction City	Lowell	Mapleton	Marcola	McKenzie	Oakridge	Pleasant Hill	Siuslaw	South Lane	Springfield	Other	TOTALS
HOURS																		
PBS/PBIS			173					158				9	135	109			120	703
Homeless Services	15	1	4		4	7	2		3	3	2	1	2	3	4	10	17	80
Tragedy Response	20			39	65		52					13		39	33	39	143	442
TOTALS	35	1	177	39	69	7	54	158	3	3	2	23	137	151	37	49	280	1,225
EDUCATORS																		
PBS/PBIS			54					37				2	39	31			46	209
Homeless Services	15	1			2	5	2		1	1	2	1	2	1	2	10	15	60
Tragedy Response	3			3	7		5					1		3	5	5	15	47
TOTALS	18	1	54	3	9	5	7	37	1	1	2	4	41	35	7	15	76	316


Other includes: Private Schools, Lane Community College, University of Oregon, Community Agencies, Lane ESD and other.

Prevention - Technical Assistance
2009-2010

	Bethel	Blachly	Creswell	Crow	Eugene	Fern Ridge	Junction City	Lowell	Mapleton	Marcola	McKenzie	Oakridge	Pleasant Hill	Siuslaw	South Lane	Springfield	Other	TOTALS
HOURS																		
PBS/PBIS		1	63		5		4	7			1	46	15	12				153
Homeless Services	9				23										4	18	90	144
Tragedy Response	6	4	6	2	2	4		2	4		2	2		2	10	10	18	74
TOTALS	15	5	69	2	30	4	4	9	4		3	48	15	14	14	28	108	371
EDUCATORS																		
PBS/PBIS		1	42		3		2	5			1	13	10	10				87
Homeless Services	2				5										1	4	18	30
Tragedy Response	3	2	3	1	1	2		1	2		1	1		1	5	5	9	37
TOTALS	5	3	45	1	9	2	2	6	2		2	14	10	11	6	9	27	154

Other includes: Private Schools, Lane Community College, University of Oregon, Community Agencies, and Lane ESD staff.

Migrant Education and English Language Learners

Description	Funding	2009-10 Highlights				
<p>Migrant Education Program (MEP) Title I-C Lane ESD coordinates a regional Migrant Education Program consortium serving Lane and Douglas counties including 29 school districts. MEP services provide supplemental instruction, community outreach and parent involvement for eligible MEP students including summer school and pre-school.</p> <p>English Language Learners Title III ELL services include technical assistance and training on ESL curriculum alignment and integrating English Language Proficiency standards into the regular curriculum.</p>	<table><tr><td>Grants & Contracts:</td><td>\$ 394,000</td></tr><tr><td>Total:</td><td>\$ 394,000</td></tr></table> <div></div>	Grants & Contracts:	\$ 394,000	Total:	\$ 394,000	<p>The 2009 Migrant Education Summer School program served 165 students from throughout the consortium districts. Springfield School District's Moffitt Elementary hosted the one-month, pre-kindergarten through middle school program with a focus on reading, math and English Language Development. Content was delivered by highly qualified teachers and education assistants. The curriculum addressed the unique academic, social and cultural student needs. MEP partnered with Lane County Dental Program and Food for Lane County to provide dental screenings and two meals per day (breakfast and lunch). Other activities included a Family Night Open House for parents to view their children's work and help strengthen parent / school partnerships. Additional summer programming included Pasos al Futuro focusing on Career and College Transition for youth 16-21; Explorers' Camp in partnership with the US Forest Service; and Douglas County enrichment programming.</p> <p>Pilas! Family Literacy served 20 families with pre-school aged children focusing on pre-kinder readiness, parent involvement and adult English classes.</p>
Grants & Contracts:	\$ 394,000					
Total:	\$ 394,000					

English Language Learners - Professional Development
2009-2010

	Bethel	Blachly	Creswell	Crow	Eugene	Fern Ridge	Junction City	Lowell	Mapleton	Marcola	McKenzie	Oakridge	Pleasant Hill	Siuslaw	South Lane	Springfield	Other	TOTALS
HOURS																		
ELL	264		145		464	83	159	2					126	12	267	867	78	2,465
EDUCATORS																		
ELL	23		11		36	11	9	1					6	4	20	73	78	272


Other includes: Private Schools, Lane Community College, University of Oregon, Community Agencies, and Lane ESD staff.

English Language Learners - Technical Assistance
2009-2010

	Bethel	Blachly	Creswell	Crow	Eugene	Fern Ridge	Junction City	Lowell	Mapleton	Marcola	McKenzie	Oakridge	Pleasant Hill	Siuslaw	South Lane	Springfield	Other	TOTALS
HOURS																		
ELL	6		16			6				2		2	4	11	11	76	21	153
EDUCATORS																		
ELL	2		7			2				1		1	2	4	4	22	21	66

Other includes: Private Schools, Lane Community College, University of Oregon, Community Agencies, and Lane ESD staff.

Indian Education Program

Description	Funding	2009-10 Highlights				
<p>Indian Education The Bethel Consortium for Indian Education serves eight school districts: Bethel, Creswell, C-A-L, Fern Ridge Junction City, Lowell, Pleasant Hill, and South Lane. Lane ESD is contracted to provide the personnel and administrative services to consortium members.</p> <p>The students we serve must be members of a Federal or State recognized tribe or be related to a tribal member. We provide our students culturally relevant academic tutoring and mentoring to meet the Oregon standards in math and reading/language arts. In addition to the tutoring and mentoring services, we provide weekly Culture Classes where students can enrich their knowledge and experience with Native cultures and peoples.</p>	<table><tr><td>Grants & Contracts</td><td>\$168,000</td></tr><tr><td>Total:</td><td>\$168,000</td></tr></table> <div></div>	Grants & Contracts	\$168,000	Total:	\$168,000	<p>During the summer of 2010, we provided 40 Indian Education students a summer academic enrichment program at the University of Oregon Many Nations Long House.</p> <p>Members of our Parent Committee as well as Native community members provided cultural activities that taught the students about medicine bags, drumming, dancing, and various food preparations.</p> <p>During 2009-10 academic year, we provided 192 hours of cultural presentations in our participating school districts and served 4,226 students.</p>
Grants & Contracts	\$168,000					
Total:	\$168,000					

	Bethel	Creswell	Crow	Fern Ridge	Junction City	Lowell	Pleasant Hill	South Lane	Eugene	Springfield	TOTALS
Presentations/Hours	48	11	19	2	12	8	8	40	49.5	2.5	192
Students Served	1,330	328	173	550	153	22	99	785	781	27	4,226

District Participation in School Improvement Activities 2009-10

	Bethel	Blachly	Creswell	C-A-L	Eugene	Fern Ridge	Junction City	Lowell	Mapleton	Marcola	McKenzie	Oakridge	Pleasant Hill	Siuslaw	South Lane	Springfield	TOTALS
GENERAL EDUCATION																	
Teaching American History - Legacies	•	•	•	•	•	•	•		•			•		•	•	•	12
Writing Assessment	•				•	•	•	•	•						•	•	8
Science Kits			•	•		•	•	•		•		•	•	•	•	•	11
PSU Credit Classes	•	•	•	•	•	•	•	•	•	•	•	•	•	•	•	•	16
MIGRANT / ELL*																	
Migrant Education	•		•		•		•	•						•	•	•	8
English Language Learners	•		•	•	•	•	•	•		•	•	•	•	•	•	•	13
CAREER & TECH ED																	
Carl Perkins Services	•		•		•	•	•	•	•		•		•	•	•	•	13
Youth in Transition			•			•		•			•	•			•		7
Math in CTE	•			•	•	•										•	5
Employment & Training Services (CIS)	•		•	•	•	•	•	•	•		•		•	•	•	•	13
Career Ed (BizEd, Career Fair, Culinary Competition)	•	•	•	•	•	•	•	•	•	•	•	•	•	•	•	•	16
PATHS			•			•							•				3
PREVENTION																	
Reconnecting Youth SDFS	•					•								•			3
McKinney-Vento Homeless Liaison		•	•	•		•	•	•	•	•	•	•	•	•			12
TOTAL PARTICIPATION	10	3	11	9	9	12	9	9	6	4	6	6	7	9	9	10	129

School Improvement - Services to Students / Classrooms

2009-2010

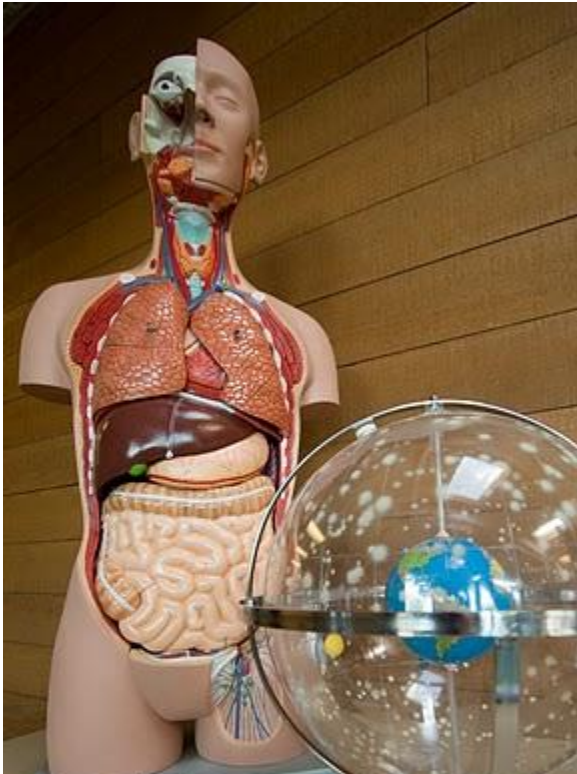
	Bethel	Blachly	Creswell	Crow	Eugene	Fern Ridge	Junction City	Lowell	Mapleton	Marcola	McKenzie	Oakridge	Pleasant Hill	Siuslaw	South Lane	Springfield	Other	TOTALS
HOURS OF SERVICE TO STUDENTS / CLASSROOMS																		
After School Program – 21 st Century Project ACT							6,272				2,700	4,794						13,766
Model Lessons/Classroom Support	35		109	70	53		170	70				105	245		90	451	245	1,643
Science Kits			400	1,712	648		1,200	160	400		208	444	1,552	200	920	1,150		8,994
Career Fair		81	49	123	1,862	630	193	123	53		77	105	340	175	238		326	4,372
Career/Employability Services	120		120	120	240								120	120	120		240	1,200
TOTALS	155	81	678	2,025	2,803	630	7,873	353	453		2,985	5,448	2,257	495	1,368	1,601	811	29,974
NUMBER OF STUDENTS SERVED																		
After School Program – 21 st Century Project ACT							392				90	229						711
*McKinney-Vento Homeless Services	209	12	10	9	601	16	76	7	8	32	17	36	22	25	283	481		1,844
*Migrant Education	71		13		130	3	38							15	29	263	120	682
Model Lessons / Classroom Support	35		40	14	35		48	14				21	49		45	128	49	478
Science Kits			50	214	81		150	20	50		26	72	194	25	115	200		1,197
Career Fair		23	14	35	532	180	55	35	15		22	30	97	50	68			1,156
Career/Employability Services	5		5	5	10								5	5	5			40
TOTALS	320	35	132	277	1,389	199	759	76	73	32	155	388	367	120	545	1,072	169	6,108

Other includes: Private Schools, Lane Community College, University of Oregon, Community Agencies, and Lane ESD staff.

**McKinney Vento Homeless Services and Migrant Education do not track total hours of services to students.*

**ELL includes: Bandon, Central Linn, Coos Bay, Coquille, Harrisburg, Monroe, Myrtle Point, North Bend and Reedsport*

Media & Library Services

Description	Funding	2009-10 Highlights		
<p>Media and Library Services provide a collection of high quality instructional materials and educational media to component districts. As well, Lane ESD provides training and support to districts that do not have certified librarians, including assistance in collection development and cataloging. Services include:</p> <ul style="list-style-type: none">▪ Full access by all districts to an extensive library of media, models, kits, and other instructional materials (including pickup and delivery).▪ A complete collection of state adopted textbooks (including support materials kits).▪ Research and professional library support to districts through the Teaching Resource Center (TRC)..▪ Video streaming subscription for all schools, including home access.▪ Full OSLIS/Gale Host subscription for all schools, including home access.	<table><tr><td>Resolution Funds:</td><td>\$348,000</td></tr></table> <div></div>	Resolution Funds:	\$348,000	<p>The textbook department logged over 2,400 teacher visits during the ODE’s Mathematics Adoption. Teachers from all Lane County Districts participated as did districts from neighboring counties.</p> <p>New Media materials include interactive DVDs and high-cost realia collections (skeletons, models, etc.) for science instruction. The price of the new materials would exceed \$2 million if purchased individually by each district.</p> <p>This year staff focused on increased collection development, automation, and instructional support to districts where we perform the role of Librarian of Record, with additional targeted assistance to other districts when requested.</p> <p>More than 1,400 free books were distributed to 33 teachers and libraries from 9 districts as part of our Book Review program.</p> <p>The textbook recycling program removed 2 semi-trailer loads of old texts from district warehouses and storage areas at no cost to the participating districts.</p>
Resolution Funds:	\$348,000			


Media & Library Services 2009-10

Support to Schools	Bethel	Blachly	Creswell	C-A-L	Eugene	Fern Ridge	Junction City	Lowell	Mapleton	Marcola	McKenzie	Oakridge	Pleasant Hill	Siuslaw	South Lane	Springfield	Partners*	LESD Programs**	TOTAL
Media Library Circulation	2423	411	778	311	6472	793	849	383	257	44	30	656	343	252	738	5132	245	491	20608
Professional Library Circulation	40	6		5	7	2		2	40				4	1	15	27	10	461	620
Video Streaming Logins	900	78	861	23	6317	347	341	145	215	41		232	119	470	670	2457	112	568	13896
Online Book Review Searches	These searches cannot be tracked by district.																		677
Review Books Distributed	193	67	18	48	597	176	73	117				57			83	327	340	20	2116
Materials/Media Accessed:	3556	562	1657	387	13393	1318	1263	647	512	85	30	945	466	723	1506	7943	707	1540	37917
Book Review Participation	4	1	1	1	9	3	1	3				1			2	8	4	1	39
Media Preview Participation	2		6		8	2	1	5	1	1					1	3	1	2	33
Media Support to Teachers	283	40	68	38	493	72	75	24	33	7	12	45	26	24	91	258	77	84	1750
Media Training Workshops	2		15	1	131	1										4	2	1	157
Professional Library Support	6	2	2		5	2	1	3	10			1	1	3	5	13	19	19	92
Research Services	2	1	17	2	3	4		3	3	1		3		1	1	3	5	17	66
Support to School Libraries	4	8	3		5	22	8	23	2		2	10	4		15	37	0	0	143
Textbook Use & Information	5	9	18	7	13	9	8	2	21		3	5	13	12	10	8	21	9	173
Services/Client Support:	308	61	130	49	667	115	94	63	70	9	17	65	44	40	125	334	129	133	2453

* Partners include Lane Community College, Pacific University, Safe Center, Scar-Jasper Mountain School, University of Oregon

** LESD Programs include Lane School, Life Skills Classrooms, MLK Education Center.




TECHNOLOGY & INSTRUCTIONAL TECHNOLOGY

Description	Funding	2009-10 Highlights								
<p>Lane ESD's Technology Services provides managed network connectivity supporting technology use in 14 of Lane County's 16 districts, and Instructional Technology Services to all 16 districts. In addition to network and internet access, Lane ESD provides:</p> <ul style="list-style-type: none">Funding, coordination, and engineering support to district initiatives;Centralized coordination of online learning;Professional development and direct instructional technology support to teachers and school staff;Network engineering and support in the design of districts' infrastructures;Online instructional support applications (e.g., Blackboard, blog)Video conference hubbing and technical support (to facilitate distance learning and to minimize travel costs associated with administrative meetings);Technology lab check-out for classroom use including laptop computer labs, digital camera labs, GPS labs, and Classroom Performance Systems (CPS)Assistance in the writing, coordination, and implementation of grant activities	<table><tr><td>Resolutions Funds:</td><td>\$ 740,000</td></tr><tr><td>Flex Funds:</td><td>308,000</td></tr><tr><td>Grant Funds:</td><td>65,000</td></tr><tr><td>Total:</td><td>\$1,113,000</td></tr></table> <div></div>	Resolutions Funds:	\$ 740,000	Flex Funds:	308,000	Grant Funds:	65,000	Total:	\$1,113,000	<p>Efforts of Lane ESD technology services staff resulted in an average up-time of greater than 99% for the network core, wide area network, and all associated applications.</p> <p>In 2009-10 Technology Services offset nearly all costs associated with federally mandated email archiving. Technology Services also saved Lane County districts over \$47,000 in online professional development subscriptions supporting technology training for teachers and for district technology staff.</p> <p>Lane ESD's Instructional Technology check out labs (including portable laptop labs, GPS labs, CPS, PC microphones, and digital cameras) provided services to 14 schools throughout 8 school districts in Lane County.</p> <p>Lane ESD succeeded in winning three grants associated with bringing high speed connectivity to three districts, as well as assisting two districts in the successful application for two additional grants to fund extensive infrastructure improvement. The grants and matching ESD funds covered over \$190,000 in implementation costs.</p> <p>With 2009-10 as a pilot year, Lane ESD implemented the Online Options program, providing districts with access to online courses for credit recovery, AP, and elective classes from three accredited providers.</p>
Resolutions Funds:	\$ 740,000									
Flex Funds:	308,000									
Grant Funds:	65,000									
Total:	\$1,113,000									


Technology Services by District / Service 2009-2010

DISTRICTS	Basic Technology Services									Enhanced Technology Services							
	Network Connectivity & Internet Access	Email (w/ antispam & antiviral)	Content Filtering (CIPA compliance)	Network Firewall	Web Hosting	Dialup access	Access to administrative applications	Local & Wide Area Network Engineering Support	Bandwidth & Traffic Management	Video Conference Hubbing	Vtel and Polycom video conferencing system technical support	Blackboard (online course management tool)	Atomic Learning Subscription (Professional Development for teachers)	Safari Subscription (Professional Development for technical staff)	Technology Support to all ESD Resolutions	Technology Initiative funding supporting individual district needs	District Internal Technology Engineering and Project Management
Bethel	1.0gb						•	•	•		•	•	•	•	•	•	•
Blachly	10mb	•	•	•	•	•	•	•	•	•	•	•	•	•	•	•	•
Creswell	3.0mb	•	•	•		•	•	•	•		•	•	•	•	•	•	•
Crow	100mb	•	•	•		•	•	•	•	•	•	•	•	•	•	•	•
Eugene 4J										•	•	•	•	•	•	•	
Fern Ridge	100mb	•	•	•	•	•	•	•	•	•	•	•	•	•	•	•	•
Junction City	4.5mb	•	•	•	•	•	•	•	•		•	•	•	•	•	•	•
Lowell	1.5mb	•	•	•	•	•	•	•	•	•	•	•	•	•	•	•	•
Mapleton	1.5mb	•	•	•	•	•	•	•	•	•	•	•	•	•	•	•	•
Marcola	1.5mb	•	•	•	•	•	•	•	•		•	•	•	•	•	•	•
McKenzie	3.0mb	•	•	•			•	•	•	•	•	•	•	•	•	•	•
Oakridge	1.0gb	•	•	•	•	•	•	•	•	•	•	•	•	•	•	•	•
Pleasant Hill	3.0mb	•	•	•	•	•	•	•	•		•	•	•	•	•	•	•
Siuslaw	100mb	•	•	•	•		•	•	•	•	•	•	•	•	•	•	•
South Lane	1gb	•	•		•	•	•	•	•	•	•	•	•	•	•	•	•
Springfield										•	•	•	•	•	•	•	

ADMINISTRATIVE SERVICES OVERVIEW

Business Office Services	Funding					
<p>Lane ESD's Business Office provides services to districts on either a short term or annual basis. Services include:</p> <ul style="list-style-type: none">▪ payroll;▪ accounts payable;▪ budget preparation;▪ audit preparation;▪ financial reporting and management for grants;▪ monthly financial reports to boards;▪ financial reporting to the Oregon Department of Education.	<table><tr><td>Districts:</td><td>\$60,000</td></tr><tr><td>Total:</td><td>\$60,000</td></tr></table> <div></div>	Districts:	\$60,000	Total:	\$60,000	<div></div> <div></div>
Districts:	\$60,000					
Total:	\$60,000					


Equity and Diversity Services

Equity and Diversity Services						
Description	Funding	2009-10 Highlights				
<p>LESD Equity and Diversity services aim to positively impact the current inequitable outcomes according to student race, ethnicity and economic status in achievement, discipline, special education, TAG and graduation rates.</p> <p>Primarily, equity and diversity staff provide support in creating equitable environments and services both internally at LESD and externally within the 16 districts. The equity and diversity specialist co-chairs the LESD Superintendent Equity Advisory Committee; provides professional development and on-going support to administrators, instructional staff and represents LESD on various boards and committees locally and at the state level.</p>	<table><tr><td>ESD Non-Resolution Funds:</td><td>\$ 60,000</td></tr><tr><td>Total:</td><td>\$ 60,000</td></tr></table> <div></div>	ESD Non-Resolution Funds:	\$ 60,000	Total:	\$ 60,000	<p>Services provided:</p> <ul style="list-style-type: none">Curriculum evaluation and equitable instruction skills to over 400 pre-service teachers in three different colleges.Created Race and Ethnicity Data Collection Assistance Manual, including professional development for over 500 people on implementation of the new federal guidelines on collecting/reporting race and ethnicity data. The manual was endorsed by ODE and distributed state-wide through the Education Enterprise Steering Committee web-site.Worked with over 700 Latino students K-12 and their families in 5 districts helping to build strong relationships with their home districts and understand the various paths to higher education.
ESD Non-Resolution Funds:	\$ 60,000					
Total:	\$ 60,000					

Equity and Diversity Services 2009-10

Services Provided to Districts	Bethel	Blachly	Creswell	Crow	Eugene	Fern Ridge	Junction City	Lowell	Mapleton	Marcola	McKenzie	Oakridge	Pleasant Hill	Siuslaw	South Lane	Springfield	Community	Higher Ed	Lane ESD	ODE
Professional Development	5		8	2	94	45	8	1	7	4	3	7	6	6	4	92	102	172	12	
Technical Assistance	366	1	9	15	162	55	13	1				1	1		17	444	109	244	81	8
Contacts: Phone-Email	73	4	1	12	197	72	22	1			4	5				36	219	273	220	28
Classes/ Conferences Presentations																25	20	156		
Equity Advisory Committee Internal-External Meetings	6				11						2					2	4	6	20	3
LESD Representation	4				54	2	2								2	3	3	2	2	1
Incident Reports							2													

[Numbers are for January 2010 through June 2010 only.]

Courier Services				
Description	Funding	2009-10 Highlights		
<p>Lane ESD’s courier services provide an efficient and secure method of moving materials between the ESD, districts, and other public entities. The following basic services are available to all districts in Lane County:</p> <ul style="list-style-type: none">▪ secure student record delivery and tracking including confidential special education records;▪ movement of specialized equipment between special education classrooms;▪ courier service to school districts on an alternate day schedule. <p>Additional services include:</p> <ul style="list-style-type: none">▪ daily mail sort and courier preparation for all Eugene school district sites;▪ daily courier service to Springfield School District Administration and four Springfield school sites. <p>Over 12,000 pieces of large format mail are handled each month, 300 of which are confidential student records. This service saves districts and the ESD significant general and certified mailing costs and reduces the cost of providing specialized equipment for special needs students.</p>	<table><tr><td>Resolution Funds:</td><td>\$92,000</td></tr></table> <div></div>	Resolution Funds:	\$92,000	<p>Lane ESD transfers approximately 100 pieces of inter-school mail <i>per day</i> for districts without a courier of their own.</p> <p>Delivery of secure student records saved districts approximately \$60,000 in certified mail expenses in 2009-10.</p> <p>Additional specialty services include:</p> <ul style="list-style-type: none">• delivery of science kits to several elementary schools in conjunction with the University of Oregon K-12 Partnership;• distribution and pick-up of PE equipment for special education classrooms, (i.e. 3-wheel bikes, balls, hoola hoops, jump ropes, etc.) which reduces the need to duplicate expensive adaptive equipment at each site;• delivery of portable computer labs, GPS kits, audience response systems, and other technology classroom labs to multiple classrooms in 12 districts.
Resolution Funds:	\$92,000			

Courier Services
2009-10

	Bethel	Blachly	Creswell	C-A-L	Eugene	Fern Ridge	Junction City	Lowell	Mapleton	Marcola	McKenzie	Oakridge	Pleasant Hill	Siuslaw	South Lane	Springfield	Partners	LESD Programs	TOTALS
Courier Deliveries	80	77	76	75		77	78	73	77	74	71	71	75	77	75	1026	856	188	3126
Secure Student Record Delivery*	1096	17	247	58	1484	458	277	47	41	34	28	61	176	55	300	1372	103	66	5920
TOTAL	1176	94	323	133	1484	535	120	120	118	108	99	132	251	132	375	2398	959	254	9048

*Secure Student Records transported via Lane ESD Courier reflect pickup and delivery services.

Partners include Harrisburg (secure student record pick-up and delivery), Lane Community College, Lane County Public Libraries, Jasper Mountain School, University of Oregon.

LESD Programs include Lane School, Life Skills Classrooms, MLK Education Center.

NOTES: Daily courier delivers to Camp Creek, Goshen, Mohawk, and Walterville Elementary Schools; twice daily service to Springfield School District Administration Office to support services to four outlying elementary schools.

Home Schooling					
Description	Funding		2009-10 Highlights		
<p>Home Schooling is a mandated service in which Lane ESD is responsible for accepting notification from parents or guardians who intend to educate their children at home. Lane ESD:</p> <ul style="list-style-type: none">▪ monitors compliance with home school notification and testing requirements;▪ monitors academic progress;▪ provides detailed bi-monthly reports to districts including compliance and testing information;▪ serves as a primary information resource to parents, students, schools, and districts;▪ maintains home school student records.	<table><tr><td>ESD Non-Resolution Funds:</td><td>\$28,000</td></tr></table>		ESD Non-Resolution Funds:	\$28,000	<ul style="list-style-type: none">▪ A total of 1,953 students were served during the 2009-10 school year. This is an increase in student enrollment of 124 from 2008-09.▪ There were 149 students whose parent-guardian indicated he/she was eligible to receive special education services from their local public school.▪ Registration materials and forms are now available to home school parents on the Lane ESD website.
ESD Non-Resolution Funds:	\$28,000				

Truancy Services									
Description	Funding		2009-10 Highlights						
<p>Lane ESD provides truancy officers to assist districts in returning truant students to the classroom. Assistance is also provided in referring persistent truancy cases to Lane County Juvenile Court, Services to Children and Families, or for citation for failure to maintain a child in school. This is a state mandated service to districts with less than 1,000 students.</p>	<table><tr><td>ESD Resolution Funds:</td><td>\$36,000</td></tr><tr><td>Districts:</td><td>50,000</td></tr><tr><td>Total:</td><td>\$86,000</td></tr></table>		ESD Resolution Funds:	\$36,000	Districts:	50,000	Total:	\$86,000	<ul style="list-style-type: none">• 777 referrals for truancy were received in 2009-10. Of these, 66% were first time referrals with the student returning to school without further incident.• Procedures relating to non-attendance/truancy, Oregon Revised Statutes and a referral form are now available to public schools on the Lane ESD website.
ESD Resolution Funds:	\$36,000								
Districts:	50,000								
Total:	\$86,000								

Home School Enrollment
2009-10

Bethel	234
Blachly	2
Creswell	76
C-A-L	25
Eugene 4J	629
Fern Ridge	110
Junction City	91
Lowell	21
Mapleton	15
Marcola	17
McKenzie	8
Oakridge	23
Pleasant Hill	54
Siuslaw	76
South Lane	116
Springfield	456
Total Students Served	1953
Students Withdrawn	516
Enrollment at Year-End	1437

Attendance & Truancy Services 2009-10

Number of Referrals	
Bethel	15
Blachly	1
C-A-L	2
Creswell	21
Eugene	574
Fern Ridge	10
Junction City	7
Lane School	6
Lowell	5
Mapleton	0
Marcola	0
McKenzie	2
Oakridge	0
Pleasant Hill	0
Siuslaw	0
South Lane	22
Springfield	112
TOTALS	777

First Referrals: 531
 Second Referrals: 181
 Third Referrals: 37
 Fourth Referrals: 17
 Fifth Referrals: 6
 Sixth Referrals: 4
 Seven Referrals: 1

*Of those who were
 first time referrals,
 350 returned to school
 without further incident
 (66% return).*

Other Truancy Actions Taken

Number of Conferences for “Failure to Maintain Child in School”	Citations issued for “Failure to Maintain Child in School” \$190 fine	Citations issued for “Failure to Supervise Child” \$720 fine	Referrals to Juvenile Court for “Students Out of Parental Control”	Referrals to Services for Children & Families	Trials
179	110	10	19	4	16

Local Service Plan Performance Measures 2009 – 2010 Workshop Evaluations

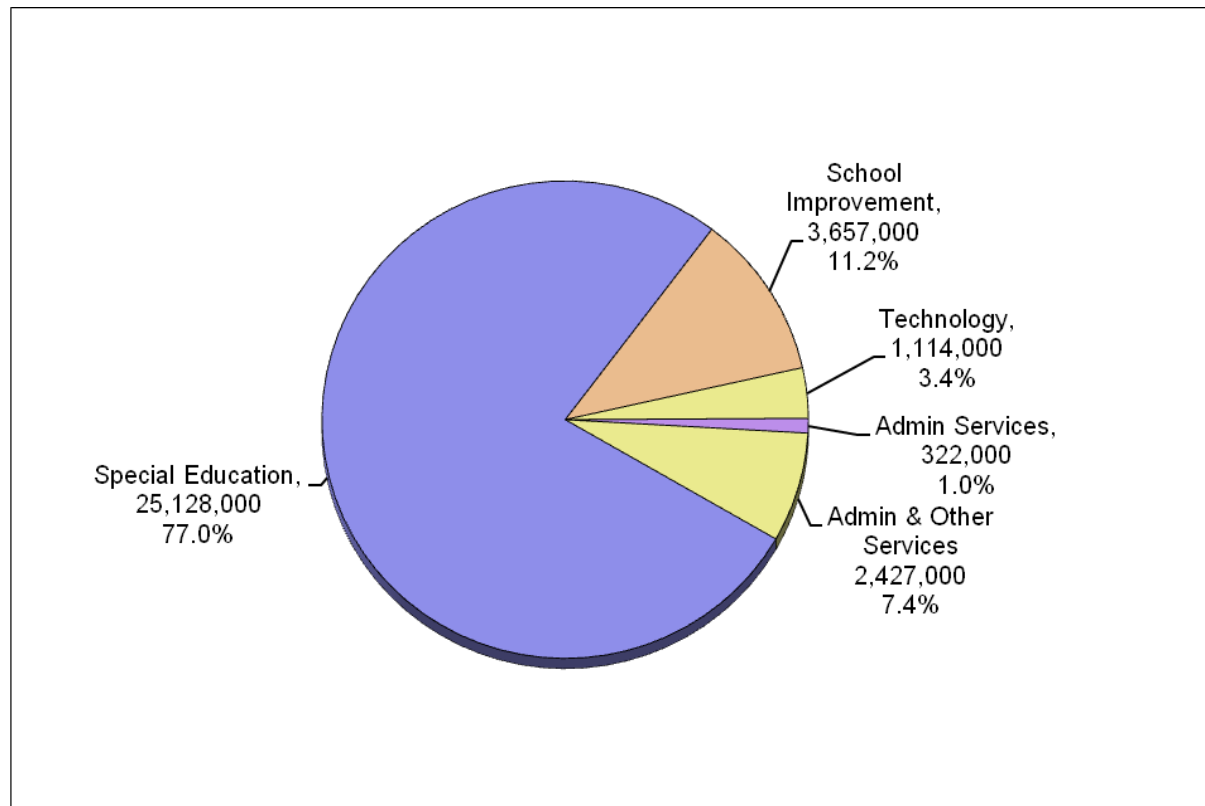
Lane ESD is accountable for providing the services designated in the Local Service Plan. One of the performance measures is the quality of service provided.

The following charts are samples of quality of service measures for a variety of workshops presented at Lane ESD during the 2009-2010 school year.

Those quality-of-service measures are:

- Were the stated goals of the workshop met?
- How useful was the information presented?
- Was the training/activity well organized?
- How likely are you to recommend this workshop to others?
- Did this work give you knowledge/tools useful in your job?
- Does your participation support your district's or school's goals or Continuous Improvement Plan?
- Would you have access to the information provided at the workshop if it were not offered by Lane ESD?
- How will you incorporate the information you learned today?
 - ☐ Classroom Instruction
 - ☐ Lesson Planning
 - ☐ Curriculum Development
 - ☐ Classroom Management
 - ☐ Student/Staff Safety
 - ☐ Student Assessment
 - ☐ District/School Planning
 - ☐ Personal Skills Development
 - ☐ Other _____

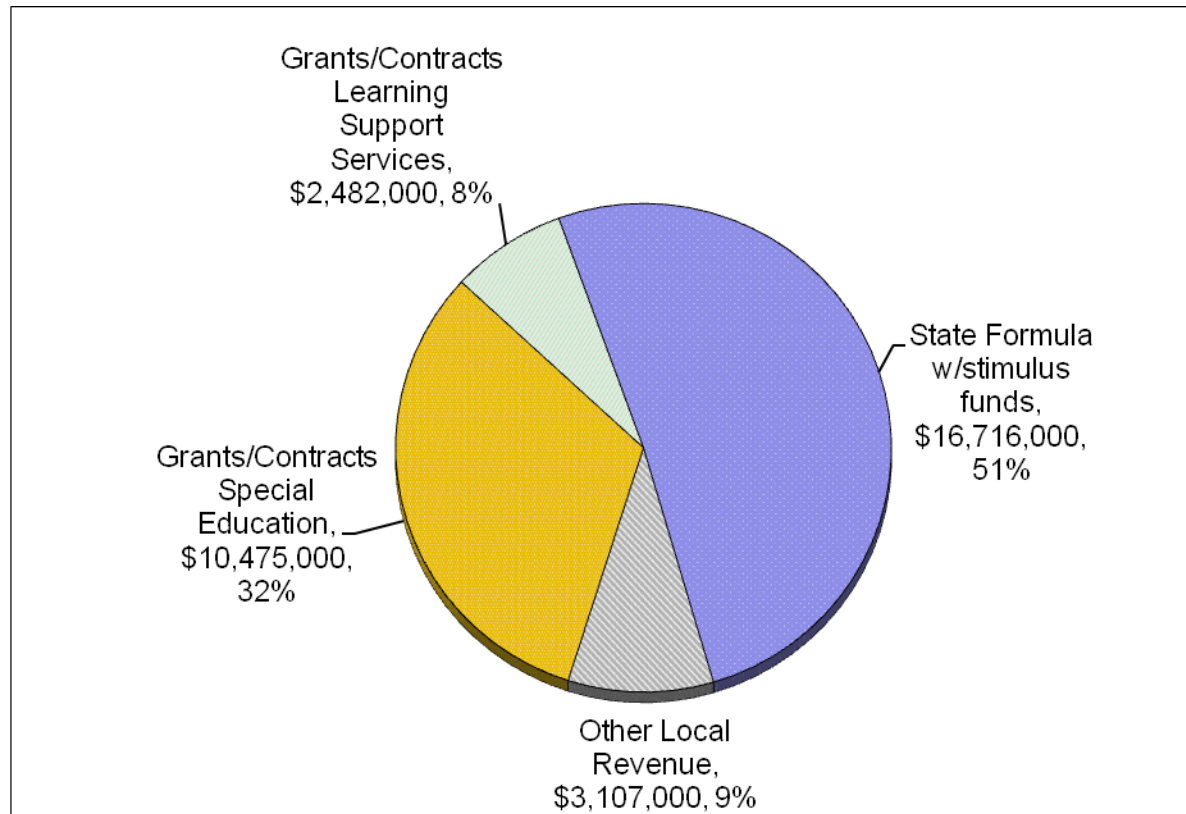
Revenue & Expense Summary
2009-10 Expenditures
\$32,648,000



(Includes State School Funds and Grants & Contracts)

By Oregon statute, ESD services must include at least the following: programs for student with special needs, school improvement services, technology, administrative services, and mandated services such as attendance and truancy services. Over the past several years, Special Education expenses have remained near 76% of total actual expenditures.

**Revenue & Expense Summary
2009-10 Revenues
\$32,780,000**



Lane ESD's annual State School Fund allocation is 4.75% of the County's total State School Fund allocation. By law, ESDs must spend 90% of their State School Fund revenue on services to districts.

For more information about Lane Education Service District
services and programs, please contact:
Barbara McBurnett at Lane ESD
(541) 461-8213
bmcburnett@lesd.k12.or.us

Photos by Cameron Yee, Lane ESD

Web Site: <http://www.lesd.k12.or.us/>