

**Lane Education
Service District**

**Local Service Plan
Report
2008 – 2009**



TABLE OF CONTENTS

About Us	3
Service Areas:	
<i>Special Education Overview</i>	5
School Psychology Services	6
Services for Students with Emotional / Behavioral Disabilities	9
Life Skills Education Program	11
Grant in Aid & Fee-based Services	13
<i>School Improvement Overview</i>	18
School Improvement Funds	19
General Education	21
Career & Technical Education	24
Safe Schools / Prevention Services	27
Migrant Education	30
Indian Education	32
Workshop Feedback	33
Media & Library.....	36
<i>Technology & Instructional Technology</i>	38
<i>Administrative Services</i>	40
Revenue & Expense Summary	48

Lane Education Service District

***Shaping the Future
Supporting Excellence in Education***

Equity · Commitment · Leadership · Collaboration · Integrity

Lane Education Service District (ESD) services are mandated by law to include:

- programs for children with special needs
- school improvement services
- technology support
- administrative services and other required services such as home school registration and truancy.

Our services are intended to: improve student learning; enhance the quality of instruction provided to students; assure equitable access to resources; and maximize operational and fiscal efficiencies.

Board of Directors

Joel Robe

Position 1
Eugene – North
Term ends 6/13

Joe Berney

Position 2
Eugene – South
Term ends 6/11

Don Kimball

Position 3
Springfield
Term ends 6/13

Michelle Holman

Position 4
West/North County
Term ends 6/11

Sherry Duerst-Higgins

Position 5
East/South County
Term ends 6/11

Chuck Forster

Position 6
At-Large
Term ends 6/13

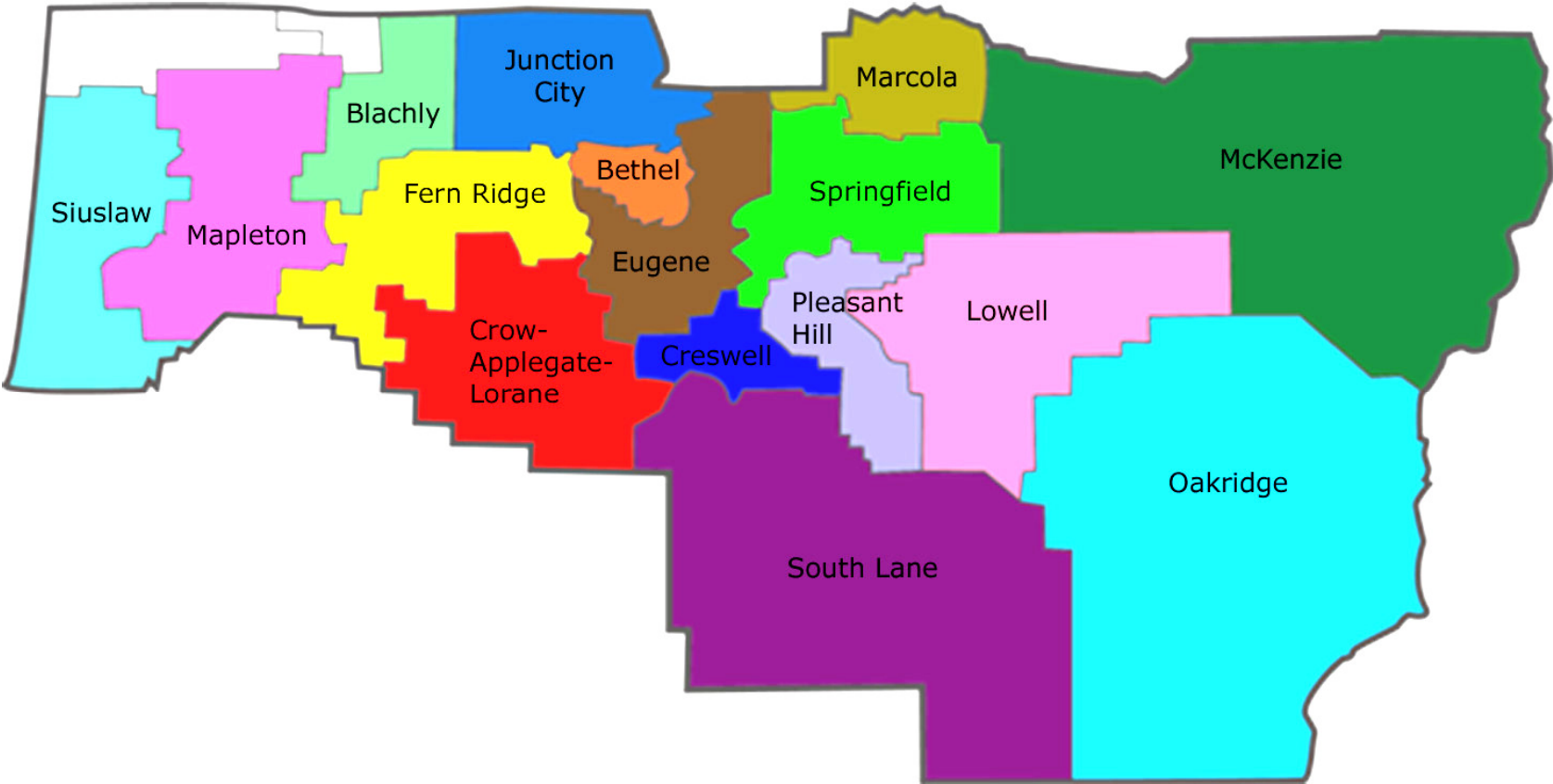
Carol Horne Dennis

Position 7
At-Large
Term ends 6/11


Debbie Egan

Superintendent
Lane ESD


Lane Education Service District
Component School Districts



SPECIAL EDUCATION SERVICES OVERVIEW

Description	Funding	2008-09 Highlights										
<p>Lane ESD’s Special Education services provide component school districts with a regional approach to high-cost and/or specialized services in order to provide students with a comprehensive continuum of support in school.</p> <p>Special Education services include:</p> <ul style="list-style-type: none">• school psychology;• behavioral consultation;• specialized classrooms for students with emotional/behavioral and/or significant cognitive disabilities;• regional, contracted services for students with intensive educational and behavioral support needs. <p>Lane ESD Special Education provides districts with enhanced services related to policies, procedures, and inclusion practices to promote student success.</p>	<table><tr><td>Resolution Funds:</td><td>\$ 10,571,000</td></tr><tr><td>Flex Funds:</td><td>\$ 2,781,000</td></tr><tr><td>Grants/Contracts:</td><td>\$11,125,000</td></tr><tr><td>Districts:</td><td>\$ 1,729,000</td></tr><tr><td>Total:</td><td>\$26,206,000</td></tr></table> 	Resolution Funds:	\$ 10,571,000	Flex Funds:	\$ 2,781,000	Grants/Contracts:	\$11,125,000	Districts:	\$ 1,729,000	Total:	\$26,206,000	<p>In November 2008, for the third year in a row, Linda Burkhart presented a two-day conference for educators titled “Communication Strategies for Students Who Experience Severe Physical and Multiple Challenges.” Linda Burkhart, is a nationally recognized leader in the field of communication and language skills for students who experience complex multiple and physical challenges.</p> <p>The 5th Annual FUN DAY! held May 28, 2009, was the biggest success in the five year history!</p>
Resolution Funds:	\$ 10,571,000											
Flex Funds:	\$ 2,781,000											
Grants/Contracts:	\$11,125,000											
Districts:	\$ 1,729,000											
Total:	\$26,206,000											

School Psychology Services

Description	Funding	2008-09 Highlights						
<p>Lane ESD provides school psychology services to all 16 component districts. District priorities determine the range of services provided which may include:</p> <ul style="list-style-type: none">▪ psycho-educational assessments to assist districts in determining student eligibility for special education;▪ development and monitoring of student behavior support plans;▪ consultation with school staff and parents on behavioral and educational concerns;▪ service coordination assistance to district staff, parents and other professionals to ensure student success.	<table><tr><td>Resolution Funds:</td><td>\$ 991,000</td></tr><tr><td>Flex Funds:</td><td>\$ 451,000</td></tr><tr><td>Total:</td><td>\$ 1,442,000</td></tr></table> <div></div>	Resolution Funds:	\$ 991,000	Flex Funds:	\$ 451,000	Total:	\$ 1,442,000	<p>The School Psychologists:</p> <ul style="list-style-type: none">• conducted 977 student assessments for special education services;• participated in 5,862 staffings during the 2008-09 school year, including pre-assessment, eligibility, and placement meetings;• participated in IEP meetings, parent conferences, teacher conferences, and numerous consultations with other professionals.
Resolution Funds:	\$ 991,000							
Flex Funds:	\$ 451,000							
Total:	\$ 1,442,000							


School Psychology Services 2008-09

	Bethel	Blachly	Creswell	Crow	Eugene	Fern Ridge	Junction City	Lowell	Mapleton	Marcola	McKenzie	Oakridge	Pleasant Hill	Siuslaw	South Lane	Springfield	TOTALS
Psycho-Educational Assessments																	
Learning Disabled	37	1	48	10	39	44	42	22	5	7	6	19	22	15	55	15	387
Mental Retardation	2		13		12	3	3	1			1	7	2	1	9	16	70
Emotionally Disturbed	10		9		8	2	6	4			2		1		8	15	65
Section 504					10		4	1				3	1	6	3	5	33
Did Not Qualify	7	1			25	5	3		6	2		8	6	6	9	5	115
TOTALS	56	2	70	10	94	54	58	28	11	9	9	37	32	38	84	56	670
Staffings																	
Pre-Assessment	109	2	103	3	227	24	15	5		2	10		16	70	39	103	728
Eligibility/IEP Meetings	137	4	85	17	400	50	67	32		10	20		23	37	129	101	1112
Placement Meetings	5		14	1	400	1	7	7			4			7	84	88	618
Other	13					19	8							308	30	26	404
TOTALS	264	6	202	21	1027	94	97	44		12	34		39	422	282	318	2862

School Psychology Services – Cont'd 2008-09

Other Services Provided to Districts	Bethel	Blachly	Creswell	Crow	Eugene	Fern Ridge	Junction City	Lowell	Mapleton	Marcola	McKenzie	Oakridge	Pleasant Hill	Siuslaw	South Lane	Springfield
Individual Counseling	*				*	*	*	*			*	*	*	*	*	*
Group Counseling								*				*			*	
Other Counseling					*	*		*			*	*			*	
Construction of Behavior Management Plan	*				*		*	*			*	*		*	*	*
Monitoring of Behavior Management Plan	*				*			*			*	*		*	*	*
Classroom Observations	*	*	*	*	*	*	*	*	*	*	*	*	*	*	*	*
Parent Conferences		*	*	*	*	*	*	*	*	*	*	*	*	*	*	*
Teacher Conferences		*	*	*	*	*	*	*	*	*	*	*	*	*	*	*
Administrator/SPED Coordinator Consult	*	*	*	*	*		*	*	*	*	*	*	*	*	*	*
Building-Level Consultation	*	*	*	*	*	*	*	*	*	*	*	*	*	*	*	*
Consultation with other Professionals	*	*	*	*	*	*	*	*	*	*	*	*	*	*	*	*
File Review (3-year Eligibility)	*	*	*	*	*	*	*	*	*	*	*		*	*	*	*
File Review (Non-SPED)	*	*	*	*	*	*	*	*	*	*	*		*	*	*	*
Creation of Transition List	*	*		*	*	*	*	*	*	*	*			*	*	


Services for Students with Emotional / Behavioral Disabilities

Description	Funding	2008-09 Highlights						
<p>Services for Students with Emotional / Behavioral Disabilities involve two primary services: a behavioral consultation program and the Lane School program.</p> <p>Behavior Consultation</p> <p>Behavior Consultants provide in-service training / consultation to districts for behavior / classroom management, and strategies for working with emotional/behavioral disabilities.</p> <p>The Lane School Program</p> <p>Lane School is a structured behavior and academic program for students in K-8 grade who experience significant behavioral, social, and academic difficulties. It is located at Lane ESD's Westmoreland Campus and at two satellite classrooms. Students typically attend Lane School for about 18 months before returning to their school of residence or other alternative education program.</p>	<table><tr><td>Resolution Funds:</td><td>\$ 1,693,000</td></tr><tr><td>Flex Funds:</td><td>\$ 735,000</td></tr><tr><td>Total:</td><td>\$ 2,428,000</td></tr></table> 	Resolution Funds:	\$ 1,693,000	Flex Funds:	\$ 735,000	Total:	\$ 2,428,000	<p>Behavior Consultation Services:</p> <ul style="list-style-type: none">▪ served 303 students in 11 districts;▪ participated in 1,737 conferences to assist in student success;▪ participated in 285 student evaluations;▪ assisted with the development of behavioral management plans for 303 students experiencing behavioral challenges. <p>The Lane School Program:</p> <ul style="list-style-type: none">▪ served 64 students from 11 districts;▪ Completed two Science Fairs▪ Created a “Work Out Room” through school-wide fundraiser▪ A record number of eleven students graduated from program this year.
Resolution Funds:	\$ 1,693,000							
Flex Funds:	\$ 735,000							
Total:	\$ 2,428,000							

Services for Students with Emotional / Behavioral Disabilities
2008-09

LANE SCHOOL PROGRAM	Bethel	Blachly	Creswell	Crow	Eugene	Fern Ridge	Junction City	Lowell	Mapleton	Marcola	McKenzie	Oakridge	Pleasant Hill	Siuslaw	South Lane	Springfield	TOTALS
# of Students at Lane School and K – 3 ESD Classrooms	8		10.5	1	10	7	4	1				4	4		10	4.5	64
CONSULTATION SERVICES																	
# of Students Served		13	22	13		40		16	8		12	36	21		58		239
Staffings / Meetings		16	43	38		25		36	30		56	32	14		87		377
In-service Presentations						1			3		1	1	0				5
Conferences		14	95	60		175		48			56	134	38		180		744
Evaluations		4	29	12		9		31	3		5	98	45		49		285
Local Agency Liaison		8	21	2		6		21	6		15	9	10		38		136
Program Development		7	12	10		30		14	6		5	24	13		69		190
TOTALS		49	200	122		246		150	48		82	297	120		423		1717

Life Skills Education Program

Description	Funding	2008-09 Highlights								
<p>The Life Skills Education Program provides a regional, cost-effective approach to serving students with moderate to severe / profound disabilities. Classrooms for students in kindergarten through grade 12 are located in schools throughout Lane County. Students ages 19-21 are served in Transition Classrooms located in community facilities. Life Skills Education consultants and educational assistants also serve students in three rural districts.</p> <p>Kindergarten to grade 12 services:</p> <ul style="list-style-type: none">are highly individualized instruction in functional academics, daily living skills, and social / communication skills;provide classroom inclusion support;provide vocational training and community opportunities for secondary students. <p>Transition Classes:</p> <ul style="list-style-type: none">provide instruction in independent living skills to help students transition to adulthood;allow students to explore community college classes, public transportation, leisure and recreation opportunities, apartment living, and employment opportunities.	<table><tr><td>Resolution Funds:</td><td>\$ 7,821,000</td></tr><tr><td>Flex Funds:</td><td>\$ 1,430,000</td></tr><tr><td>Districts:</td><td>\$ 1,619,000</td></tr><tr><td>Total:</td><td>\$ 10,870,000</td></tr></table> 	Resolution Funds:	\$ 7,821,000	Flex Funds:	\$ 1,430,000	Districts:	\$ 1,619,000	Total:	\$ 10,870,000	<p>The Life Skills Education Program served an average of 314 students during the 2008-09 school year and included the following highlights.</p> <ul style="list-style-type: none">The Happy Friends Baking Company continued its great work with Transition students. Students gained valuable employment experience by participating in all aspects of the company. This year the Company expanded to the Siuslaw Transition students.Food for Lane County contracted with Happy Friends to bake 2500 breakfast bars for the Homeless Connect project.As part of the Learn & Serve project, students in the Siuslaw Transition class conducted a community grant-giving project, selection five non-profits in their community to receive \$5,000 donations through the generous support of Portland General Electric (PGE) and Oregon Department of Education (ODE).
Resolution Funds:	\$ 7,821,000									
Flex Funds:	\$ 1,430,000									
Districts:	\$ 1,619,000									
Total:	\$ 10,870,000									

Life Skills Education Program
2008-09

	Bethel	Blachly	Creswell	C-A-L	Eugene	Fern Ridge	Junction City	Lowell	Mapleton	Marcola	McKenzie	Oakridge	Pleasant Hill	Siuslaw	South Lane	Springfield	TOTALS
September	41		14	3	96	17	9	2	1	3		2	10	12	29	79	318
October	41		14	3	95	16	9	2	1	2		2	10	14	29	80	318
November	41		13	3	94	16	9	2	1	2		2	10	13	29	79	314
December	41		12	3	95	15	10	2		2		2	10	13	30	79	314
January	38		12	3	96	15	10	1	1	2		2	10	15	29	77	311
February	38		12	3	96	15	10	2	1	2	1	2	10	15	28	76	311
March	37		12	3	96	16	10	2	1	2	1	2	10	16	28	75	311
April	37		12	3	98	17	10	2	1	2	1	2	10	16	28	74	313
May	40		12	3	99	16	9	2	1	2	1	2	10	16	28	74	315
June	39		12	3	99	15	9	2	1	2	1	2	10	15	28	75	313
AVERAGE ENROLLMENT	39	0	13	3	96	16	10	2	1	2	1	2	10	15	29	77	316

Grants in Aid & Fee for Service Special Education Programs

Early Intervention / Early Childhood Special Education (EI/ECSE)

Early Intervention/Early Childhood Special Education – Lane ESD sub-contracts with the University of Oregon’s Early Childhood Consultation Assessment Referral and Evaluation Services [EC CARES] to provide coordination of services to all eligible preschool children with disabilities (birth to age five) and their families.

Lane Regional Program

Regional Low Incidence Program – Lane ESD is the Contractor for Regional Program Services for children who have low-incidence disabilities: visual impairment (VI), deaf / hard of hearing (DHH), deaf/blindness (DB), severe orthopedic impairment (OI), Autism spectrum disorder (ASD), and traumatic brain injury (TBI). Lane ESD subcontracts with Eugene 4J for the following services: VI; DHH; DB; OI; and, TBI.

Fee-based Special Education Programs

Martin Luther King, Jr. Education Center is a partnership between Lane ESD, the Department of Youth Services (DYS) and Lane Community College (LCC) to provide educational services to adjudicated youth in middle school and high school. The program is funded by district-paid tuition for students enrolled in Credit Recovery and GED services and is augmented by DYS Juvenile Crime Prevention and Juvenile Accountability Block Grant funds. Video Lottery funds are used to support Job Skills / Life Skills services.

Augmentative Communication Services (AC) Specialists assist in evaluating and providing intervention for students with severe communication disorders.

Speech Services are provided to several Lane County districts through a contract with Lane ESD for a part-time Speech Language Pathologist (SLP), which is a difficult to fill position.

Direction Service is a non-profit agency that provides information and referral services to parents and districts regarding services for students with disabilities. Direction Service coordinates the delivery of services to families who have children with disabilities. Direction Service reduces family stress, confusion, frustration, and isolation as well as reduces the lifetime service costs to children with disabilities; and encourages an informed partnership between families and schools to optimize student learning.

Early Intervention / Early Childhood Special Education
2008-09

	Bethel	Blachly	Creswell	C-A-L	Eugene	Fern Ridge	Junction City	Lowell	Mapleton	Marcola	McKenzie	Oakridge	Pleasant Hill	Siuslaw	South Lane	Springfield	TOTALS
Children Served	165	1	42	4	426	53	46	11	4	3	6	23	15	41	87	366	1,293

Lane Regional Program
2008-09

SERVICES	Bethel	Creswell	C-A-L	Eugene	Fern Ridge	Junction City	Lowell	Marcola	McKenzie	Oakridge	Pleasant Hill	Siuslaw	South Lane	Springfield	EC Cares	TOTALS
Orthopedic Impairment	7	3	2	19	4	3					1	6	2	11	21	79
Vision Impairment	6	2	2	19	1	3						2	2	11	10	59
Deaf / Hard of Hearing	3		1	22	1			1				3	3	12	26	72
Deaf/Blind														2	1	6
Autism Spectrum Disorders	16	25	1	32	35	27	7	2	2	10	12	19	11	24	49	272
TOTALS	32	30	6	93	41	33	7	3	2	10	13	33	18	60	107	488

Fee Based Special Education Services
2008-09

	Bethel	Crow-Applegate-Lorane	Eugene	Fern Ridge	Junction City	Lowell	Marcola	McKenzie	Pleasant Hill	South Lane	Springfield	TOTALS
MLK Education Center # of Students Served	22		42	1	8	3		1		4	33	115
Augmentative Communication # of Students Served			12	1	3	0			1	1	12	33
Speech Services FTE		.5 FTE				.5 FTE	.4 FTE	.2 FTE				


Direction Service – Table 1
Clients referred during 2008-09

	Bethel	Blachly	Creswell	Eugene	Fern Ridge	Junction City	Lowell	McKenzie	Oakridge	Pleasant Hill	South Lane	Springfield	TOTALS
Emotional Handicap	2	1		15								8	26
Other Health Impaired			1	8		1					2	1	13
Hearing Impaired				5	1						1		8
Learning Disability	2		3	9		1	1			1	1	3	21
Mentally Retarded	1			3			1					1	5
Traumatic Brain Injury	1			2			1				1		4
Orthopedic Impairment			1	1									2
ADD / ADHD	1			9		4		1	1		2	12	30
Speech/Lang. Disorder				9								3	12
Visually Impaired													
Suspected Handicap	1			11		1					3	5	21
Autism				24	2		1		2		1	7	37
Developmental Disability	1			4									5
TOTALS	8	1	5	100	3	7	4	1	3	1	11	40	184

Direction Service – Table 2**Clients referred *prior to* July 1, 2008 and received services in 2008-09**

	Bethel	Blachly	Creswell	Eugene	Fern Ridge	Junction City	Lowell	Marcola	McKenzie	Oakridge	Pleasant Hill	South Lane	Springfield	TOTALS
Emotional Handicap	16		4	36	4	4	3	1		1	1	3	23	96
Other Health Impaired	4			13	3		1						15	36
Hearing Impaired	1			4									8	13
Learning Disability	15	2	5	35	5	8	3		1	2		6	18	100
Mentally Retarded			1	9						1			4	15
Traumatic Brain Injury				3		1							1	5
Orthopedic Impairment				7									5	12
ADD / ADHD	6		3	13	2	4				3	1	2	7	41
Speech/Lang. Disorder	3	1		3									5	12
Visually Impaired												1	1	2
Suspected Handicap	2		1	7	1								6	17
Autism	15	1	5	41	7	9	1			3	2	6	19	109
Developmental Disability	7			4									2	7
TOTALS	63	4	19	175	22	26	8	1	1	10	4	18	114	465

SCHOOL IMPROVEMENT OVERVIEW

Description	Funding	2008-09 Highlights										
<p>School Improvement (SI) services provide a wide range of professional development, technical assistance, and on-going support to teachers, administrators, and other school staff to implement effective, evidence-based programs and research instructional best-practices to enhance academic success for all students.</p> <p>SI Specialists and staff provide:</p> <ul style="list-style-type: none">• general Education services in curriculum content, curriculum alignment, teaching and classroom strategies;• regional facilitation and support in career & technical education for high schools;• coordination of prevention programs to improve school climate and enhance academic achievement;• instructional support for students eligible for migrant education and English Language-learning students.	<table><tr><td>Resolution Funds:</td><td>\$ 1,128,000</td></tr><tr><td>Flex Funds:</td><td>\$ 40,000</td></tr><tr><td>Districts:</td><td>\$ 146,000</td></tr><tr><td>Grants & Contracts:</td><td>\$ 2,402,000</td></tr><tr><td>Total:</td><td>\$3,716,000</td></tr></table> <div></div>	Resolution Funds:	\$ 1,128,000	Flex Funds:	\$ 40,000	Districts:	\$ 146,000	Grants & Contracts:	\$ 2,402,000	Total:	\$3,716,000	<p>School Improvement Funds provided planning, technical support, and workshops for over 5,000 educators and 27,293 hours in the areas of:</p> <ul style="list-style-type: none">• Continuous Improvement;• Effective School Practices Network;• Response To Intervention;• Teaching Learning Connections;• Data Driven Decision Making;• Data Teams;• Making Standards Work;• Systems Accountability;• General Education;• Career and Technical Education;• Prevention Services;• English Language Learners. <p>Tables detailing School Improvement services by district follow each section.</p> <p>A comprehensive table of SI programs is located at the end of the SI section.</p>
Resolution Funds:	\$ 1,128,000											
Flex Funds:	\$ 40,000											
Districts:	\$ 146,000											
Grants & Contracts:	\$ 2,402,000											
Total:	\$3,716,000											

**School Improvement Funds (SIF) – Services to Districts
2008 – 2009**

In June 2007, the Oregon Legislative Assembly adopted Senate Bill 318, which requires the Department of Education (ODE) to award School Improvement Fund (SIF) grants to school districts, education service districts, as well as the Youth Corrections and Juvenile Detention education programs for activities resulting in increases in student achievement.


Lane ESD provides direct services to districts for eligible activities. Eligible activities include the following menu items:

1. Early childhood support including establishing, maintaining, or expanding quality prekindergarten programs and full-day kindergarten programs;
2. Class size reduction with an emphasis on the reduction of kindergarten through grade three class sizes;
3. Increases in instructional time including summer programs and before / afterschool programs;
4. Mentoring, teacher retention, and professional development;
5. Remediation, alternative learning, and student retention;
6. Services to at-risk youth;
7. Programs to improve a student achievement gap between student groups identified by culture, poverty, language or race, and other student groups;
8. Vocational education programs;
9. Literacy programs;

The following table indicates the distribution of activities funded.

School Improvement Funds (SIF) - Services to Districts
2008-2009

	Bethel	Blachly	Creswell	Crow	Eugene	Fern Ridge	Junction City	Lowell	Mapleton	Marcola	McKenzie	Oakridge	Pleasant Hill	Siuslaw	South Lane	Springfield	Other	TOTALS
HOURS																		
Continuous Improvement Plan/SIF Support	10	10	10	10	10	10	10	32	56	36	10	10	10	10	10	42		286
Effective School Practices Network	36		90	4	3	26	27	54			108	54	36	72	54	310	23	897
Oregon Data Project	168		30	8	1440	1092	660	1980			550	120	208	260	112	48		6676
Data Driven Decision Making	21	14			21	91	14	98		30	70		35		133	803	392	1,722
Data Teams		4				6											4	14
Making Standards Work	13		39		26	65	13					13				326	91	586
Systems of Accountability	4	14			88	28	14	14		7	7	32	39	7		515	130	897
TOTALS	252	42	169	22	1588	1318	728	2178	56	73	745	229	328	349	309	2044	640	11078
EDUCATORS																		
Continuous Improvement Plan/SIF Support	1	1	1	1	2	3	3	3	7	2	1	1	1	1	1	3		32
Effective School Practices Network	14	1	13	7	7	12	7	30		1	6	3	2	4	3	8	8	126
Oregon Data Project	7		5	1	36	21	30	30			11	5	8	10	8	2		174
Data Driven Decision Making	4				7	10	4	12		15	7		4	1	13	1	52	130
Data Teams		2				3											2	7
Making Standards Work	1		3		2	5	1					1	1			1	7	22
Systems of Accountability	1	2			22	4	2	2		1	1	9	6	2		12	20	84
TOTALS	28	6	22	9	76	58	47	77	7	19	26	19	22	18	25	27	89	575

General Education								
Description	Funding	2008-09 Highlights						
<p>General Education Services assist districts in implementing research-based practices that address academic standards to ensure a quality education for all students.</p> <p>General Education Specialists conduct professional development workshops and provide on-site technical assistance to teachers in curriculum, instruction, and assessment.</p> <p>Professional Development Specialists provide consultation and workshops to districts. Specialists coordinate and provide content workshops for school staff on-site and at the ESD. Professional development is based on data analysis and best practices with the goal of supporting academic content and curriculum alignment. Specialists also work with teachers on unit and lesson planning.</p> <p>Technical Assistance Specialists work with districts to analyze data, review best practices, and plan implementation strategies for improving student achievement.</p>	<table><tr><td>Resolution Funds:</td><td>\$ 465,000</td></tr><tr><td>Grants & Contracts:</td><td>\$ 1,148,000</td></tr><tr><td>Total:</td><td>\$ 1,613,000</td></tr></table> <div></div>	Resolution Funds:	\$ 465,000	Grants & Contracts:	\$ 1,148,000	Total:	\$ 1,613,000	<p>General Education Specialists provided over 10,063 hours of professional development and almost 1,000 hours of technical assistance in the areas of curriculum, teaching strategies, and model lessons to educators and administrators in all 16 school districts.</p> <p>Teaching American History - Legacies (TAH) grant, involving 44 teachers in 12 districts completed a successful first year. TAH teachers participated in a summer institute as well as workshops throughout the year. Participants will help local museums and historic sites develop sustainable history education programs that will be useful in schools and strengthen community history education outreach efforts.</p> <p>In partnership with the University of Oregon, Lane ESD provides kit-based science curriculum for classrooms, kindergarten through 8th grade. In 2008-09, 11 districts received science support from UO graduate teaching fellows, along with hands-on science kits aligned to Oregon Science Content Standards. Science kits are managed and distributed by ESD's Science Specialist.</p>
Resolution Funds:	\$ 465,000							
Grants & Contracts:	\$ 1,148,000							
Total:	\$ 1,613,000							

General Education – Professional Development
2008-2009

	Bethel	Blachly	Creswell	Crow	Eugene	Fern Ridge	Junction City	Lowell	Mapleton	Marcola	McKenzie	Oakridge	Pleasant Hill	Siuslaw	South Lane	Springfield	Other	TOTALS
HOURS																		
Language Arts	74	12	22		407	70	44	192	26		170	218	90	130	81	317	1393	3,245
Math	86		110	100	122	90	89		4		15	13	161	14	177	54	171	1,235
Science	22		5		101	6	11	2			3			29	28	58	31	296
Social Science	188	164	125	111	563	91	223		63			259	28	222	159	483		2,677
TAG	4		9		6		4	4			6	2	2	4			8	48
CIM/School Reform	69	14	22	7	416	194	70	172		10	103	32	95	50	144	93	864	2,351
PSU - Credit Courses	20		17		38	11										49	78	212
TOTALS	463	190	310	218	1,653	461	440	369	93	10	297	523	406	448	588	1,052	2,543	10,063
EDUCATORS																		
Language Arts	11	5	11		123	22	9	34	1		40	60	40	81	4	53	195	689
Math	27		29	20	26	10	31		2		3	1	59	7	86	15	20	336
Science	9		2		47	3	11	1			1			14	14	22	15	139
Social Science	21	20	17	16	79	11	31		9			37	4	32	33	66		376
TAG	2		5		3		2	2			3	1	1	2			4	25
CIM/School Reform	13	2	10	3	149	2	6	20		3	15	9	10	13	18	30	131	434
PSU - Credit Courses	1		1		3	1										3	6	15
TOTALS	84	27	75	39	430	49	90	57	12	3	62	108	114	149	155	189	371	2,014


Other includes: Private Schools, Lane Community College, University of Oregon, Community Agencies, and Lane ESD staff.

General Education – Technical Assistance
2008-2009

	Bethel	Blachly	Creswell	Crow	Eugene	Fern Ridge	Junction City	Lowell	Mapleton	Marcola	McKenzie	Oakridge	Pleasant Hill	Siuslaw	South Lane	Springfield	Other	TOTALS
HOURS																		
Language Arts	24				171	1	6	29			24		10	170	4	43	4	483
Math						23		13										36
Science	6	1	20	31	3	18	21			19		3	43		44	16	2	227
Social Science	8	1	1		39	1	13		4	3	1	4		3	12	35		121
TAG	4		9		6		4	4			6	2	2	4			8	48
Physical Ed / Health / Art	6					1												7
TOTALS	48	2	30	31	217	43	44	46	4	22	31	9	55	177	59	94	14	921
EDUCATORS																		
Language Arts	8				63	1	3	13			12		3	47	1	14	2	167
Math						6		13										19
Science	3	1	8	13	2	15	9			9		1	16		22	6	2	108
Social Science	9	1	2		27	1	10		2	4	1	4		4	11	20		96
TAG	2		5		3		2	2			33	1	1	2			4	25
Physical Ed / Health / Art	3					1												4
TOTALS	25	2	16	13	95	24	24	28	2	13	16	6	20	53	34	40	8	419

Other includes: Private Schools, Lane Community College, University of Oregon, Community Agencies, and Lane ESD staff.

Career and Technical Education

Description	Funding	2008-09 Highlights								
<p>Career and Technical Education (CTE) provides leadership and services to districts by providing students with current technical skills, career exploration, and successful transition to work or extended schooling.</p> <p>LESD Specialists and staff provide support and assistance to instructors, school-to-work staff, counselors, and administrators on:</p> <ul style="list-style-type: none">• innovative curriculum;• employment preparation;• alignment with secondary schooling requirements;• services to reduce duplication given limited resources. <p>CTE Specialists and staff also facilitate partnerships between area colleges and districts to address alternative learning options for students to obtain college and/or high school credit.</p> <p>Career Counseling and Guidance Staff works to enhance community partnerships for career exploration, workplace readiness, and technical skill development.</p>	<table><tr><td>Resolution Funds:</td><td>\$ 130,000</td></tr><tr><td>Flex Funds:</td><td>\$ 40,000</td></tr><tr><td>Grants & Contracts:</td><td>\$ 790,000</td></tr><tr><td>Total:</td><td>\$ 960,000</td></tr></table> <div></div>	Resolution Funds:	\$ 130,000	Flex Funds:	\$ 40,000	Grants & Contracts:	\$ 790,000	Total:	\$ 960,000	<p>Lane ESD launched the “Career Focus” website to support Lane County educational staff. It identifies educational pathways, career opportunities, and regional work experiences to better prepare youth to succeed in the classroom and on the job.</p> <p>Lane ESD staff facilitates the national Math-In-CTE Program, an innovative professional development project created by The National Research Center for Career and Technical Education.</p> <p>Math-in-CTE pairs a CTE teacher with a high school math teacher to explicitly teach and reinforce math concepts in the given career field. Lane County has 5 high schools participating in the program with outcomes including higher math test scores and improved workplace readiness.</p> <p>Lane ESD’s 2008 Lane County Youth Career Fair broke a record for student participation. Over 1,700 students from high schools in Lane County spent the day learning about careers, participating in career workshops, and participating in mock interviews. Over 80 businesses participated to help students gain awareness of careers and post-secondary education opportunities.</p>
Resolution Funds:	\$ 130,000									
Flex Funds:	\$ 40,000									
Grants & Contracts:	\$ 790,000									
Total:	\$ 960,000									

Career & Technical Education - Professional Development
2008-2009

	Bethel	Blachly	Creswell	Crow	Eugene	Fern Ridge	Junction City	Lowell	Mapleton	Marcola	McKenzie	Oakridge	Pleasant Hill	Siuslaw	South Lane	Springfield	Other	TOTALS
HOURS																		
CAM/School to Career Development	62		34	21	75	74	36	14			17		38	21	48	82	442	962
Professional Technical Education	382		32	170	502	174	98	28		8	8		8	206	242	201	1,094	3,153
TOTALS	444		66	191	577	248	134	42		8	25		46	227	290	283	1,536	4,115
EDUCATORS																		
CAM/School to Career Development	11		21	3	13	26	14	2			3		18	3	8	13	230	365
Professional Technical Education	44		8	12	76	25	18	4		1	1		1	27	43	32	69	361
TOTALS	55		29	15	89	51	32	6		1	4		19	30	51	45	299	726


Other includes: Private Schools, Lane Community College, University of Oregon, Community Agencies, and Lane ESD staff.

Career & Technical Education - Technical Assistance
2008-2009

	Bethel	Blachly	Creswell	Crow	Eugene	Fern Ridge	Junction City	Lowell	Mapleton	Marcola	McKenzie	Oakridge	Pleasant Hill	Siuslaw	South Lane	Springfield	Other	TOTALS
HOURS																		
CAM/School to Career Development	24	2	9	11	107	32		8		2	8	8	2		12	38	202	462
Professional Technical Education	18			10	8	10	12	2			18			16	16	18	146	274
TOTALS	42	2	9	21	115	42	12	10		2	26	8	2	16	28	56	348	736
EDUCATORS																		
CAM/School to Career Development	14	1	6	7	60	18		5		1	5	5	1		8	19	107	257
Professional Technical Education	9			5	4	5	6	1			9			8	8	9	63	127
TOTALS	23	1	6	12	64	23	6	6		1	14	5	1	8	16	28	170	384

Other includes: Private Schools, Lane Community College, University of Oregon, Community Agencies, and Lane ESD staff.

Safe Schools / Prevention Services

Description	Funding	2008-09 Highlights								
<p>The primary focus of Safe Schools and Prevention Services is to strengthen and promote academic success by enhancing positive student behavior, health, and well being. A continuum of services is provided to address individual student level concerns to school-wide issues of culture and climate.</p> <p>Professional Development Prevention Specialists bring expertise to systems change and program implementation in the areas of positive behavior support, school climate, tragedy response, substance abuse, and violence prevention.</p> <p>Model Programs The Prevention Services team assists schools to implement nationally recognized model programs including: Reconnecting Youth, Positive Behavior Support, and Second Step.</p> <p>Community Connections Prevention Specialists support districts' partnerships with a variety of agencies including Lane County Health and Human Services, Lane County Department of Youth Services, Lane County Coalition to Prevent Substance Abuse, and the University of Oregon.</p>	<table><tr><td>Resolution Funds:</td><td>\$ 143,000</td></tr><tr><td>Districts:</td><td>\$ 146,000</td></tr><tr><td>Grants & Contracts:</td><td>\$ 145,000</td></tr><tr><td>Total:</td><td>\$ 434,000</td></tr></table> <div></div>	Resolution Funds:	\$ 143,000	Districts:	\$ 146,000	Grants & Contracts:	\$ 145,000	Total:	\$ 434,000	<p>In 2008-09, the Lane County Reconnecting Youth (RY) program focused on improving social, emotional, and academic performance of over 79 high school students. The staff secured funding, provided on-site coaching, and coordinated RY teachers in 5 districts.</p> <p>Staff provided training and coordination of services to 12 participating school districts serving 248 identified homeless students through the McKinney-Vento Project.</p> <p>In addition to comprehensive staff development, staff and districts determined the next steps for sustaining Positive Behavior System in schools. An Oregon PBS grant was received which focused on creating district systems to strengthen PBS implementation.</p> <p>Prevention staff coordinated a network of districts to prepare for and address readiness plans for tragedies and emergencies.</p>
Resolution Funds:	\$ 143,000									
Districts:	\$ 146,000									
Grants & Contracts:	\$ 145,000									
Total:	\$ 434,000									

Prevention - Professional Development
2008-2009

	Bethel	Blachly	Creswell	Crow	Eugene	Fern Ridge	Junction City	Lowell	Mapleton	Marcola	McKenzie	Oakridge	Pleasant Hill	Siuslaw	South Lane	Springfield	Other	TOTALS
HOURS																		
Safe Schools (RY, Second Step, PBS)	177		179		26	165		115			54	4	22	226		17	121	1,104
Tragedy Response	124		72	69	115	28	12	63						51	69	50	451	1,102
Homeless Services	5	5	10		5	10	15	5	5	10	5	5	5	5	5	10		105
TOTALS	306	5	260	69	145	203	27	183	5	10	59	9	27	281	74	77	571	2,311
EDUCATORS																		
Safe Schools (RY, Second Step, PBS)	37		32		9	50		27			9	2	4	106		3	43	322
Tragedy Response	20		2	12	18	5	4	10						7	11	8	40	137
Homeless Services	1	1	17		1	2	3	1	1	2	1	1	1	1	1	2		36
TOTALS	58	1	51	12	28	57	7	38	1	2	10	3	5	114	12	13	83	495


Other includes: Private Schools, Lane Community College, University of Oregon, Community Agencies, Lane ESD and other.

Prevention - Technical Assistance
2008-2009

	Bethel	Blachly	Creswell	Crow	Eugene	Fern Ridge	Junction City	Lowell	Mapleton	Marcola	McKenzie	Oakridge	Pleasant Hill	Siuslaw	South Lane	Springfield	Other	TOTALS
HOURS																		
Safe Schools (RY, Second Step, PBS)			90				3	125			30	53	49	199		91	26	664
Tragedy Response	4	2	2	2	2	2	6	4						6	2	8	20	60
Homeless Services		51		81			36	126										294
TOTALS	4	53	92	83	2	2	45	255			30	53	49	205	2	99	46	1,018
EDUCATORS																		
Safe Schools (RY, Second Step, PBS)			75				2	69			22	20	32	97		67	11	395
Tragedy Response	2	1	1	1	1	1	3	2						3	1	4	10	30
Homeless Services		16		26			11	41										94
TOTALS	2	17	76	27	1	1	16	112			22	20	32	100	1	71	21	519

Other includes: Private Schools, Lane Community College, University of Oregon, Community Agencies, and Lane ESD staff.

Migrant Education and English Language Learners

Description	Budget	2008-09 Highlights				
Migrant Education Lane ESD coordinates a regional consortium of Lane and Douglas county migrant education programs in 14 districts. Migrant Education services provide supplemental instruction to eligible migrant students including summer school and pre-school.	<table><tr><td>Grants & Contracts:</td><td>\$ 319,000</td></tr><tr><td>Total:</td><td>\$ 378,000</td></tr></table>	Grants & Contracts:	\$ 319,000	Total:	\$ 378,000	<p>The 2009 Migrant Education Summer School program served 107 students from throughout the consortium districts. Springfield School District's Page Elementary hosted this one-month, pre-kindergarten through middle school program with a focus on reading, math and computer literacy. Content was delivered by highly qualified teachers and education assistants. The curriculum addressed the cultural and linguistic needs of the students.</p>
Grants & Contracts:	\$ 319,000					
Total:	\$ 378,000					
English Language Learners ELL services include technical assistance and training on ESL curriculum alignment and integrating English Language Proficiency standards into the regular curriculum.	<div></div>	<p>Summer School partnered with Riverstone Dental Program and Food for Lane County to provide services including dental screenings and two meals per day (breakfast and lunch). Other activities included a Family Night Open House for parents to view their children's work and help strengthen parent / school partnerships.</p>				

English Language Learners - Professional Development
2008-2009

	Bethel	Blachly	Creswell	Crow	Eugene	Fern Ridge	Junction City	Lowell	Mapleton	Marcola	McKenzie	Oakridge	Pleasant Hill	Siuslaw	South Lane	Springfield	Other	TOTALS
HOURS																		
ELL	86		72	84	147	10	84	84					84	220	205	2,389	976	4,441
EDUCATORS																		
ELL	8		5	3	15	2	3	3					3	8	10	132	52	244


Other includes: Private Schools, Lane Community College, University of Oregon, Community Agencies, and Lane ESD staff.

English Language Learners - Technical Assistance
2008-2009

	Bethel	Blachly	Creswell	Crow	Eugene	Fern Ridge	Junction City	Lowell	Mapleton	Marcola	McKenzie	Oakridge	Pleasant Hill	Siuslaw	South Lane	Springfield	Other	TOTALS
HOURS																		
ELL	25		23	4	21	33	14	11		11	6	11	13	17	11	28	109	333
EDUCATORS																		
ELL	5		4	1	5	6	2	2		2	1	2	2	3	2	5	19	61

Other includes: Private Schools, Lane Community College, University of Oregon, Community Agencies, and Lane ESD staff.

Indian Education Program

Description	Budget	2008-09 Highlights		
<p>Indian Education The Bethel Consortium for Indian Education serves eight school districts: Bethel, Creswell, C-A-L, Fern Ridge Junction City, Lowell, Pleasant Hill, and South Lane. Lane ESD is contracted to provide the personnel and administrative services to consortium members.</p> <p>The students we serve must be members of a Federal or State recognized tribe or be related to a tribal member. We provide our students culturally relevant academic tutoring and mentoring to meet the Oregon standards in math and reading/language arts. In addition to the tutoring and mentoring services, we provide weekly Culture Classes where students can enrich their knowledge and experience with Native cultures and peoples.</p>	<table><tr><td>Total Grant</td><td>\$ 204,000</td></tr></table> <div></div>	Total Grant	\$ 204,000	<p>During the summer of 2009, we provided 25 Indian Education students a summer academic enrichment program at the University of Oregon Many Nations Long House. Members of our Parent Committee as well as Native community members provided cultural activities that taught the students about medicine bags, drumming, dancing, and various food preparations.</p>
Total Grant	\$ 204,000			

	Bethel	Creswell	Crow	Fern Ridge	Junction City	Lowell	Pleasant Hill	South Lane	Other	TOTALS
Presentations	43	3	20	17	26	8	23	8	64	212
Students Served	445	3	103	454	992	120	135	31	196	2479

Local Service Plan Performance Measures 2008 – 2009 Workshop Evaluations

Lane ESD is accountable for providing the services designated in the Local Service Plan. One of the performance measures is the quality of service provided.

The following charts are samples of quality of service measures for a variety of workshops presented at Lane ESD during the 2008-2009 school year.

Those quality of service measures are:

- How will you use today's information in your school?
- What was your reason for attending this workshop?
- How useful was the information presented?
- Was the training well organized?
- Does your participation support your school / district Continuous Improvement Plan goals?
- What district are you from?

District Participation in School Improvement Activities

2008-09


	Bethel	Blachly	Creswell	C-A-L	Eugene	Fern Ridge	Junction City	Lowell	Mapleton	Marcola	McKenzie	Oakridge	Pleasant Hill	Siuslaw	South Lane	Springfield	TOTALS
GENERAL EDUCATION																	
Teaching American History - Legacies	•	•	•	•	•	•	•		•			•		•	•	•	12
Writing Assessment	•				•	•	•	•	•						•	•	8
Science Kits			•	•		•	•	•		•		•	•	•	•	•	11
PSU Credit Classes	•		•		•	•										•	5
MIGRANT / ELL*																	
Migrant Education	•		•		•		•	•						•	•	•	8
English Language Learners	•		•	•	•	•	•	•		•	•	•	•	•	•	•	13
CAREER & TECH ED																	
Carl Perkins Services	•		•		•	•	•	•	•		•		•	•	•	•	13
Youth in Transition			•			•		•			•	•			•		7
Math in CTE	•			•	•	•										•	5
Employment & Training Services (CIS)	•		•	•	•	•	•	•	•		•		•	•	•	•	13
Career Ed (BizEd, Career Fair, Culinary Competition)	•	•	•	•	•	•	•	•	•	•	•	•	•	•	•	•	16
PATHS			•			•							•				3
PREVENTION																	
Reconnecting Youth SDFS	•					•								•			3
McKinney-Vento Homeless Liaison		•	•	•		•	•	•	•	•	•	•	•	•			12
TOTALS	10	3	11	9	9	12	9	9	6	4	6	6	7	9	9	10	129

*ELL includes: Bandon, Central Linn, Coos Bay, Coquille, Harrisburg, Monroe, Myrtle Point, North Bend and Reedsport

School Improvement - Services to Students / Classrooms 2008-2009

	Bethel	Blachly	Creswell	Crow	Eugene	Fern Ridge	Junction City	Lowell	Mapleton	Marcola	McKenzie	Oakridge	Pleasant Hill	Siuslaw	South Lane	Springfield	Other	TOTALS
HOURS OF SERVICE TO STUDENTS / CLASSROOMS																		
Safe Schools (RY, Second Step, PBS)	43		43			77					71		83					317
Model Lessons / Classroom Support / Science Kits	297		159	276	124	235	759	31	18	148	99	331	438	2	215	1,920	257	5,308
Career Fair	42	123	350	235	1596	753	158	140	42	53	123	112	280	175	221	1,348	238	5,985
Career/Employability Services	64	4	6	40	142	90	40					8	40	45	76	2	86	643
TOTALS	446	138	571	562	1,862	1,166	988	183	69	239	302	485	860	269	512	3,269	581	12,501
NUMBER OF STUDENTS SERVED																		
Safe Schools (RY, Second Step, PBS)	27		8			15					11		18					79
*McKinney-Vento Homeless Services		11	13	11		11	32	12	9	39	10	34	19	47				248
*Migrant Education	256				2,176		320								256	3,328	512	6,848
Model Lessons / Classroom Support / Science Kits	72		89	276	64	95	355	31	9	135	29	106	333	2	195	384	47	2,222
Career Fair	12	35	100	67	456	215	45	40	12	15	35	32	80	50	63	385	68	1,710
Career/Employability Services	17	2	3	5	26	45	5					4	5	10	23	1	13	159
TOTALS	384	48	213	359	2,722	381	757	83	30	189	85	176	455	109	537	4,098	640	11,266
<i>Other includes: Private Schools, Lane Community College, University of Oregon, Community Agencies, and Lane ESD staff.</i> <i>*McKinney Vento Homeless Services and Migrant Education do not track total hours of services to students.</i>																		

Media & Library Services

Description	Funding	2008-09 Highlights		
<p>Media and Library Services provide a collection of high quality instructional materials and educational media to component districts. As well, Lane ESD provides training and support to districts that do not have certified librarians, including assistance in collection development and cataloging. Services include:</p> <ul style="list-style-type: none">▪ Full access by all districts to an extensive library of media, models, kits, and other instructional materials (including pickup and delivery).▪ A complete collection of state adopted textbooks (including support materials kits).▪ Research and professional library support to districts through the Teaching Resource Center (TRC)..▪ Video streaming subscription for all schools, including home access.▪ Full OSLIS/Gale Host subscription for all schools, including home access.	<table><tr><td>Resolution Funds:</td><td>\$ 390,000</td></tr></table> <div></div>	Resolution Funds:	\$ 390,000	<p>The textbook department logged over 2,400 teacher visits during the ODE's Mathematics Adoption. Teachers from all Lane County Districts participated as did districts from neighboring counties.</p> <p>New Media materials include interactive DVDs and high-cost realia collections (skeletons, models, etc.) for science instruction. The price of the new materials would exceed \$2 million if purchased individually by each district.</p> <p>This year staff focused on increased collection development, automation, and instructional support to districts where we perform the role of Librarian of Record, with additional targeted assistance to other districts when requested.</p> <p>More than 1,400 free books were distributed to 33 teachers and libraries from 9 districts as part of our Book Review program.</p> <p>The textbook recycling program removed 2 semi-trailer loads of old texts from district warehouses and storage areas at no cost to the participating districts.</p>
Resolution Funds:	\$ 390,000			


Media & Library Services 2008-09

SUPPORT TO SCHOOLS	Bethel	Blachly	Creswell	C-A-L	Eugene	Fern Ridge	Junction City	Lowell	Mapleton	Marcola	McKenzie	Oakridge	Pleasant Hill	Siuslaw	South Lane	Springfield	Partners	LESD Programs	TOTALS
Media Library Circulation	2600	668	496	370	5549	798	993	786	259	48	22	784	329	428	613	4653	94	623	20113
Online Book Review Searches	These searches cannot be tracked by district.																		851
Review Books Distributed	143	54			459	152	132	53				30			40	124	20	207	1414
Video Streaming Logins	1038	93	336	60	6151	452	279	2	2	220	8	215	18	416	1150	2137	111	603	13291
MATERIALS TOTAL	3781	815	832	430	12159	1402	1404	841	261	268	30	1029	347	844	1803	6914	225	1433	35669
Book Review Participation	5	1			11	4	2	1				1			1	3	3	1	33
Media Preview Participation	7	2	5	1	16			12	1			2	3		4	11	5		69
Media Support to Teachers	346	51	50	28	639	90	99	53	31	14	3	50	45	58	92	389	72	141	2251
Media Training Workshops	23	16	16	2	44	2	11	2	1	1	4	1		5	7	86	30	41	292
Professional Library Support	5	5	2	2	22	2		1			1	1		3	5	8	1	25	83
Research Services	4				7	1			4			1				4	2	7	30
Support to School Libraries	1		2		1			2		2		19				1	1	3	32
Textbook Use & Information	645	69	12	20	416	128	39	30	3		27	27	4	74	91	138	420	304	2447
Client Support Total:	1036	144	87	53	1156	227	151	101	40	17	35	102	52	140	200	640	534	522	5,237

*Partners include Lane Community College, Pacific University, Safe Center, SCAR-Jasper Mountain School, University of Oregon

**LESD Programs include Lane School, Life Skills Classrooms, MLK Education Center


TECHNOLOGY & INSTRUCTIONAL TECHNOLOGY

Description	Funding	2008-09 Highlights								
<p>Lane ESD’s Technology Services provides instructional Technology support as well as the managed network connectivity supporting technology use in 14 of Lane County’s 16 districts. In addition to network and internet access, Lane ESD provides:</p> <ul style="list-style-type: none">• Funding, coordination and support to district technology initiatives;• Professional development opportunities to teachers and school staff;• Network engineering and support in the design of districts’ infrastructures;• Online instructional support applications (e.g., Blackboard, blog)• Video conference hubbing and technical support (to facilitate distance learning and to minimize travel costs associated with administrative meetings); <p>Technology lab check-out for classroom use including laptop computer labs, digital camera labs, GPS labs, and Classroom Performance Systems (CPS)</p>	<table><tr><td>Resolutions Funds:</td><td>\$ 707,000</td></tr><tr><td>Flex Funds:</td><td>\$ 320,000</td></tr><tr><td>Grant Funds:</td><td>\$ 76,000</td></tr><tr><td>Total:</td><td>\$ 1,103,000</td></tr></table> 	Resolutions Funds:	\$ 707,000	Flex Funds:	\$ 320,000	Grant Funds:	\$ 76,000	Total:	\$ 1,103,000	<p>Efforts of Lane ESD technology services staff resulting in an average up-time of greater than 99% for the network core, wide area network, and all associated applications.</p> <p>In 2008-09 Technology Services saved general funds in Lane County districts nearly \$54,000 in potential engineering contracting costs, and offset nearly all costs associated with federally mandated email archiving. Technology Services also saved Lane County districts over \$47,000 in online professional development subscriptions supporting technology training for teachers and for district technology staff.</p> <p>Lane ESD's Instructional Technology check out labs (including portable laptop labs, GPS labs, CPS, PC microphones, and digital cameras) provided services to 22 schools throughout 12 school districts in Lane County.</p> <p>Lane ESD succeeded in winning four grants associated with bringing high speed connectivity to four districts. The grants and matching ESD funds covered over \$130,000 in implementation costs.</p>
Resolutions Funds:	\$ 707,000									
Flex Funds:	\$ 320,000									
Grant Funds:	\$ 76,000									
Total:	\$ 1,103,000									

Technology Services by District / Service 2008-09

	Basic Technology Services									Enhanced Technology Services							
	Network Connectivity & Internet Access	Email (w/ antispam & antiviral)	Content Filtering (CIPA compliance)	Network Firewall	Web Hosting	Dialup access	Access to administrative applications	Local & Wide Area Network Engineering Support	Bandwidth & Traffic Management	Video Conference Hubbing	Vtel and Polycom video conferencing system technical support	Blackboard (online course management tool)	Atomic Learning Subscription (Professional Development for teachers)	Safari Subscription (Professional Development for technical staff)	Technology Support to all ESD Resolutions	Technology Initiative funding supporting individual district needs	District Internal Technology Engineering and Project Management
DISTRICTS																	
Bethel	1.0gb						•	•	•		•	•	•	•	•	•	•
Blachly	1.5mb	•	•	•	•	•	•	•	•	•	•	•	•	•	•	•	•
Creswell	1.0gb	•	•	•		•	•	•	•		•	•	•	•	•	•	•
Crow	3.0mb	•	•	•		•	•	•	•	•	•	•	•	•	•	•	•
Eugene 4J										•	•	•	•	•	•	•	
Fern Ridge	4.5mb	•	•	•	•	•	•	•	•	•	•	•	•	•	•	•	•
Junction City	100mb	•	•	•	•	•	•	•	•		•	•	•	•	•	•	•
Lowell	1.0gb	•	•	•	•	•	•	•	•	•	•	•	•	•	•	•	•
Mapleton	1.5mb	•	•	•	•		•	•	•	•	•	•	•	•	•	•	•
Marcola	1.5mb	•	•	•	•	•	•	•	•		•	•	•	•	•	•	•
McKenzie	3.0mb	•	•	•			•	•	•	•	•	•	•	•	•	•	•
Oakridge	3.0mb	•	•	•	•	•	•	•	•	•	•	•	•	•	•	•	•
Pleasant Hill	1.0gb	•	•	•	•	•	•	•	•		•	•	•	•	•	•	•
Siuslaw	10.0mb	•	•	•			•	•	•	•	•	•	•	•	•	•	•
South Lane	100mb	•	•	•		•	•	•	•	•	•	•	•	•	•	•	•
Springfield										•	•	•	•	•	•	•	

ADMINISTRATIVE SERVICES OVERVIEW

Business Office Services	Funding	Additional Services												
<p>Lane ESD's Business Office provides services to districts on either a short term or annual basis. Services include:</p> <ul style="list-style-type: none">▪ payroll;▪ accounts payable;▪ budget preparation;▪ audit preparation;▪ financial reporting and management for grants;▪ monthly financial reports to boards;▪ financial reporting to the Oregon Department of Education.	<table><tr><td>Resolution Funds:</td><td>\$ 151,000</td></tr><tr><td>ESD Non-Resolution Funds:</td><td>\$ 27,000</td></tr><tr><td>Flex Funds:</td><td>\$ 8,000</td></tr><tr><td>Districts:</td><td>\$ 153,000</td></tr><tr><td>Grants & Contracts:</td><td>\$ 231,000</td></tr><tr><td>Total:</td><td>\$ 570,000</td></tr></table> <div></div>	Resolution Funds:	\$ 151,000	ESD Non-Resolution Funds:	\$ 27,000	Flex Funds:	\$ 8,000	Districts:	\$ 153,000	Grants & Contracts:	\$ 231,000	Total:	\$ 570,000	<p>Nursing Services Nursing Services were provided to three small districts on a contract basis and included consultation and training to district staff. 2008-09 nursing services included: school-based health services; referral to community health services; assistance with health screenings; coordination with medical providers and public health agencies; First Aid/CPR training; and review of health related policies.</p> <p>Medicaid Administrative Claiming Lane ESD serves as the coordinating agency on behalf of the Department of Human Services (DHS) for the purpose of implementing the Medicaid Administrative Claiming (MAC) program in Lane County. Services include coordination of the survey administration, training and technical support related to claims, and soliciting input from community partners relative to the implementation of districts' MAC-funded activities.</p>
Resolution Funds:	\$ 151,000													
ESD Non-Resolution Funds:	\$ 27,000													
Flex Funds:	\$ 8,000													
Districts:	\$ 153,000													
Grants & Contracts:	\$ 231,000													
Total:	\$ 570,000													


Nursing Services by Participating District
2008-09

Contacts	Blachly	Pleasant Hill	Fern Ridge	TOTALS
Students	39			39
Parents	12			12
Staff	192	138		330
Professionals	3			3
Education/Training				
Students	263	1		264
Parents	4	1		5
Staff	480	54		234
Professionals	20	3		23
Community	11			11
TOTALS				
Individual Education Plan/504				
Staff	2	8	10	20
Parents		1	1	1
Prof			3	3
# of IEP's		1	3	4

Medicaid Administrative Claiming
2008-09

Participating Districts	Revenue	Funded Activities
Bethel	\$ 7,375	School health assistants
Blachly	15,792	Nursing services
Creswell	7,655	Nursing services and special needs transportation
Crow-Applegate-Lorane	15,845	Nursing services and elementary counselor
Fern Ridge	10,186	Child development specialist
Junction City	20,840	Nursing services
Lane ESD	7,403	Nursing services and AED support
Lowell	6,570	Medical office assistant
Mapleton	5,737	Nursing services
Marcola	2,886	Nursing services
Siuslaw	15,985	Nursing services
TOTALS	** \$116,274	

*** Winter 2008 and Spring 2008 claims.*


Courier Services				
Description	Funding	2008-09 Highlights		
<p>Lane ESD’s courier services provide an efficient and secure method of moving materials between the ESD, districts, and other public entities. The following basic services are available to all districts in Lane County:</p> <ul style="list-style-type: none">▪ secure student record delivery and tracking including confidential special education records;▪ movement of specialized equipment between special education classrooms;▪ courier service to school districts on an alternate day schedule. <p>Additional services include:</p> <ul style="list-style-type: none">▪ daily mail sort and courier preparation for all Eugene school district sites;▪ daily courier service to Springfield School District Administration and four Springfield school sites. <p>Over 12,000 pieces of large format mail are handled each month, 300 of which are confidential student records. This service saves districts and the ESD significant general and certified mailing costs and reduces the cost of providing specialized equipment for special needs students.</p>	<table><tr><td>Resolution Funds:</td><td>\$ 115,000</td></tr></table> <div></div>	Resolution Funds:	\$ 115,000	<p>Lane ESD transfers approximately 100 pieces of inter-school mail <i>per day</i> for districts without a courier of their own.</p> <p>Delivery of secure student records saved districts approximately \$60,000 in certified mail expenses in 2008-09.</p> <p>Additional specialty services include:</p> <ul style="list-style-type: none">• delivery of science kits to several elementary schools in conjunction with the University of Oregon K-12 Partnership;• distribution and pick-up of PE equipment for special education classrooms, (i.e. 3-wheel bikes, balls, hoola hoops, jump ropes, etc.) which reduces the need to duplicate expensive adaptive equipment at each site;• delivery of portable computer labs, GPS kits, audience response systems, and other technology classroom labs to multiple classrooms in 12 districts.
Resolution Funds:	\$ 115,000			

Courier Services
2008-09

	Bethel	Blachly	Creswell	C-A-L	Eugene	Fern Ridge	Junction City	Lowell	Mapleton	Marcola	McKenzie	Oakridge	Pleasant Hill	Siuslaw	South Lane	Springfield	Partners*	LESD Programs	TOTALS
Courier Deliveries (# of visits)	88	86	76	88		88	86	86	86	86	86	82	84	86	76	1,116	1,060	210	3,570
Secure Student Record Delivery (# of items)	844	10	196	35	1,374	297	212	47	43	46	35	36	156	64	232	1,316	273	155	5,371

* *Partners include Harrisburg [student record pick-up and delivery], Lane County Public Libraries, Lane School, Lane Community College, MLK Ed Center, Pacific University, Safe Center, Scar-Jasper Mountain, University of Oregon.*

NOTES: Daily Courier deliveries to Camp Creek, Goshen, Mohawk, Walterville elementary school, and the Springfield School District Administration Office for services to and from the four outlying schools.

Home Schooling					
Description	Funding		2008-09 Highlights		
<p>Home Schooling is a mandated service in which Lane ESD is responsible for accepting notification from parents or guardians who intend to educate their children at home. Lane ESD:</p> <ul style="list-style-type: none">monitors compliance with home school notification and testing requirements;monitors academic progress;provides detailed bi-monthly reports to districts including compliance and testing information;serves as a primary information resource to parents, students, schools, and districts;maintains home school student records.	<table><tr><td>ESD Non-Resolution Funds:</td><td>\$ 27,000</td></tr></table>		ESD Non-Resolution Funds:	\$ 27,000	<ul style="list-style-type: none">A total of 1,829 students were served during the 2008-09 school year. This is over 200 fewer students enrolled in home school than in 2007-08.There were 90 students whose parent-guardian indicated he/she was eligible to receive special education services from their local public school.Registration materials and forms are now available to home school parents on the Lane ESD website.
	ESD Non-Resolution Funds:	\$ 27,000			
					
Truancy Services					
Description	Funding		2008-09 Highlights		
<p>Lane ESD provides truancy officers to assist districts in returning truant students to the classroom. Assistance is also provided in referring persistent truancy cases to Lane County Juvenile Court, Services to Children and Families, or for citation for failure to maintain a child in school. This is a state mandated service to districts with less than 1,000 students.</p>	<table><tr><td>ESD Non-Resolution Funds:</td><td>\$ 36,000</td></tr></table>		ESD Non-Resolution Funds:	\$ 36,000	<ul style="list-style-type: none">745 referrals for truancy were received in 2008-09. Of these, 65% were first time referrals with the student returning to school without further incident.Procedures relating to non-attendance/truancy, Oregon Revised Statutes and a referral form are now available to public schools.
	ESD Non-Resolution Funds:	\$ 36,000			
	<table><tr><td>Flex Funds:</td><td>\$ 8,000</td></tr></table>		Flex Funds:	\$ 8,000	
	Flex Funds:	\$ 8,000			
<table><tr><td>Districts:</td><td>\$ 41,000</td></tr></table>		Districts:	\$ 41,000		
Districts:	\$ 41,000				
<table><tr><td>Total:</td><td>\$ 85,000</td></tr></table>		Total:	\$ 85,000		
Total:	\$ 85,000				

Home School Enrollment
2008-09

Bethel	231
Blachly	4
Creswell	69
C-A-L	25
Eugene 4J	584
Fern Ridge	94
Junction City	71
Lowell	22
Mapleton	11
Marcola	14
McKenzie	10
Oakridge	21
Pleasant Hill	51
Siuslaw	73
South Lane	106
Springfield	443
Total Students Served	1829
Students Withdrawn	336
Enrollment at Year-End	1493

Attendance & Truancy Services 2008-09

Number of Referrals	
Bethel	17
Blachly	0
C-A-L	0
Creswell	30
Eugene	513
Fern Ridge	6
Junction City	8
Lane School	2
Lowell	9
Mapleton	0
Marcola	0
McKenzie	0
Oakridge	0
Pleasant Hill	0
Siuslaw	0
South Lane	0
Springfield	160
TOTALS	745

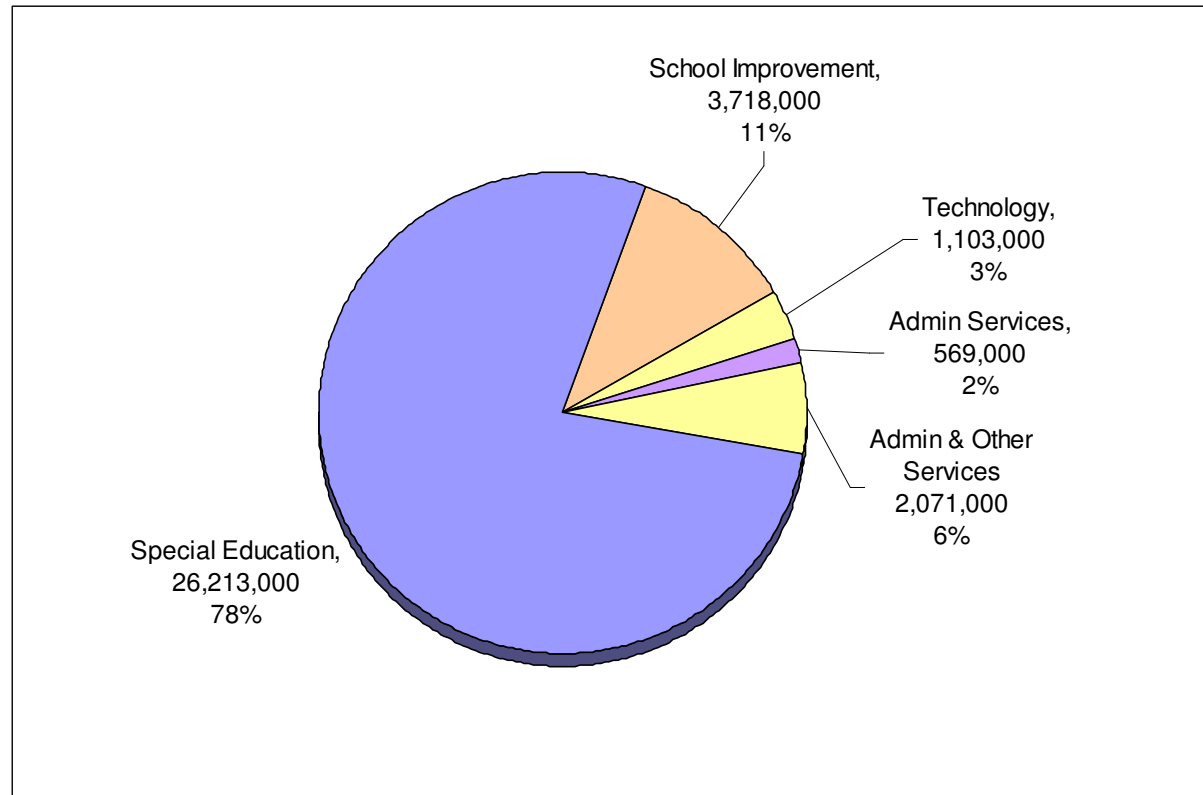
First Referrals: 510
 Second Referrals: 178
 Third Referrals: 40
 Fourth Referrals: 13
 Fifth Referrals: 4
 Sixth Referrals: 0
 Seven Referrals: 0

<i>Of those who were</i>
<i>first time referrals,</i>
<i>332 returned to school</i>
<i>without further incident</i>
<i>(65% return).</i>

Other Truancy Actions Taken

Number of Conferences for Failure to Maintain Child in School	Citations issued for “Failure to Maintain Child in School” \$150 fine	Citations issued for “Failure to Supervise Child” \$1,000 fine	Referrals to Juvenile Court for “Students Out of Parental Control”	Referrals to Services for Children & Families	Trials
171	106	3	14	4	8

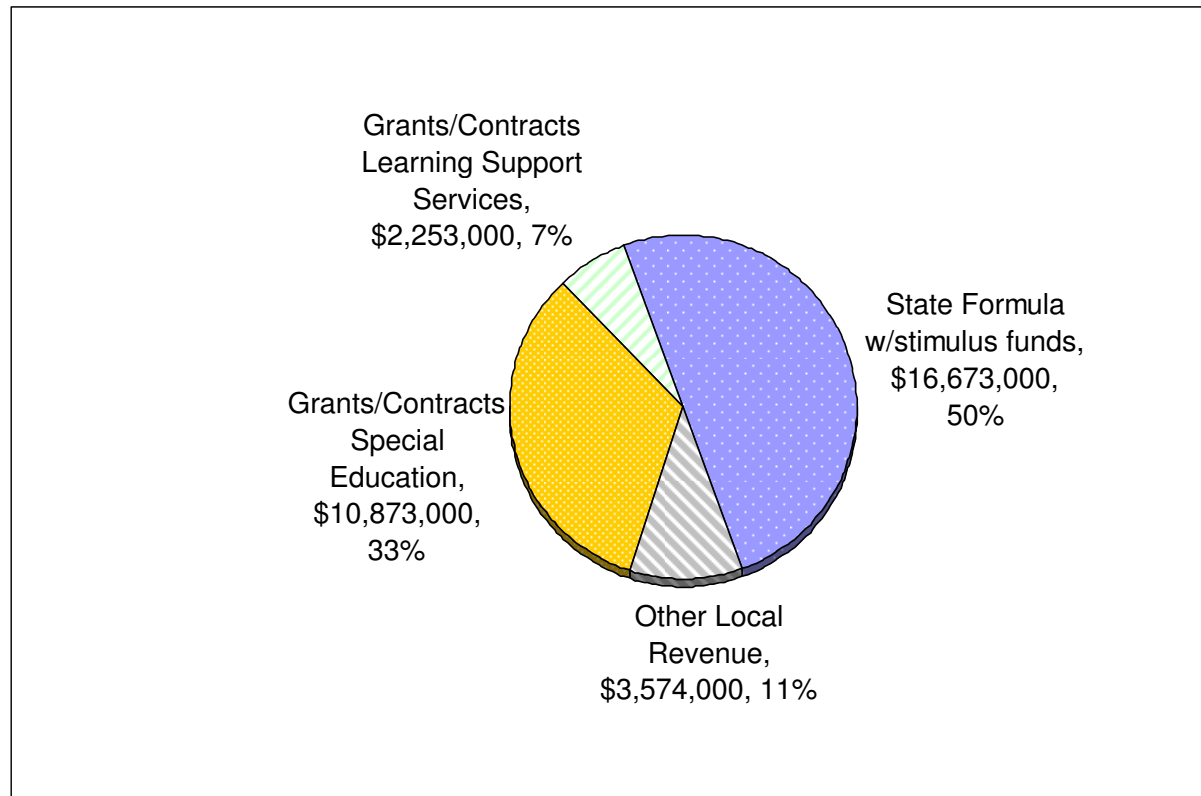
Revenue & Expense Summary
2008-09 Expenditures
\$33,674,000



(Includes State School Funds and Grants & Contracts)

By Oregon statute, ESD services must include at least the following: programs for student with special needs, school improvement services, technology, administrative services, and mandated services such as attendance and truancy services. Over the past several years, Special Education expenses have remained near 76% of total actual expenditures.

Revenue & Expense Summary
2008-09 Revenues
\$33,373,000



Lane ESD's annual State School Fund allocation is 4.75% of the County's total State School Fund allocation. By law, ESDs must spend 90% of their State School Fund revenue on services to districts; in 2008-09, Lane ESD has spent 94% of this revenue on district services. In addition, grants and contracts in Special Education and School Improvement grants and contracts equal 40% of the year's total revenues.

For more information about Lane Education Service District
services and programs, please contact:
Barbara McBurnett at Lane ESD
(541) 461-8200
bmcburnett@lesd.k12.or.us

Photos by Cameron Yee, Lane ESD

Web Site: <http://www.lesd.k12.or.us/>